Cumberland County
Community Health Assessment Overview

Based on 118 Responses*

Top Sources of Health Information:

1. Healthcare providers (60.2%)
2. Friends/family (35.6%)
3. Internet (34.7%)
4. Public health officials (28.8%)
5. Social media (28.0%)



Top Risk Factors in Cumberland County:

1. Lack of a livable wage (41.5%)
2. Substance misuse (33.9%)
3. Inadequate health insurance (30.6%)
4. Poor eating habits (24.6%)
5. E-cigarette use (22.9%)

Top Strengths of the Community:

1. Low crime (42.4%)
2. Good place to raise children (36.4%)
3. Religious/Spiritual Values (35.6%)
4. Strong family life (24.6%)
5. Access to health care (23.7%)



Most Important Health Problems:

1. Cancers (59.3%)
2. Overweight/obesity (36.4%)
3. Diabetes (33.9%)
4. Heart Disease and Stroke (25.4%)
5. High blood pressure (23.7%)

40.6% agree that Cumberland County is somewhat healthy or very healthy

Personal health ratings:

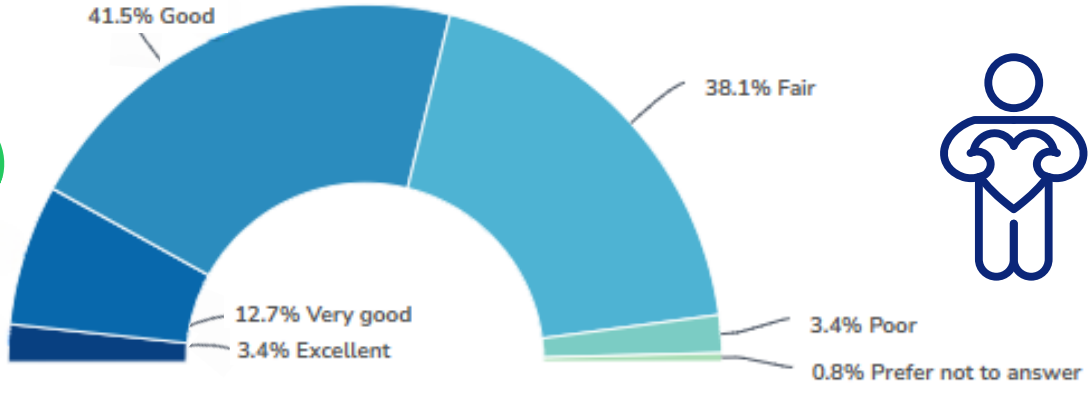

*Percents shown may add up to >100% as respondents could choose multiple answers

LCDHD
Lake Cumberland District Health Department

Cumberland County
Community Health Assessment Overview

Based on 118 Responses*

Unattainable Services:

1. None (34.7%)
2. Employment (19.5%)
3. Food (12.7%)
4. Mental health care (10.2%)
5. Utilities (10.2%)

60% were satisfied that the health department has made a positive impact in the community

91.2% agree that Cumberland County is a good place to raise children

Which service(s) need the most improvement?

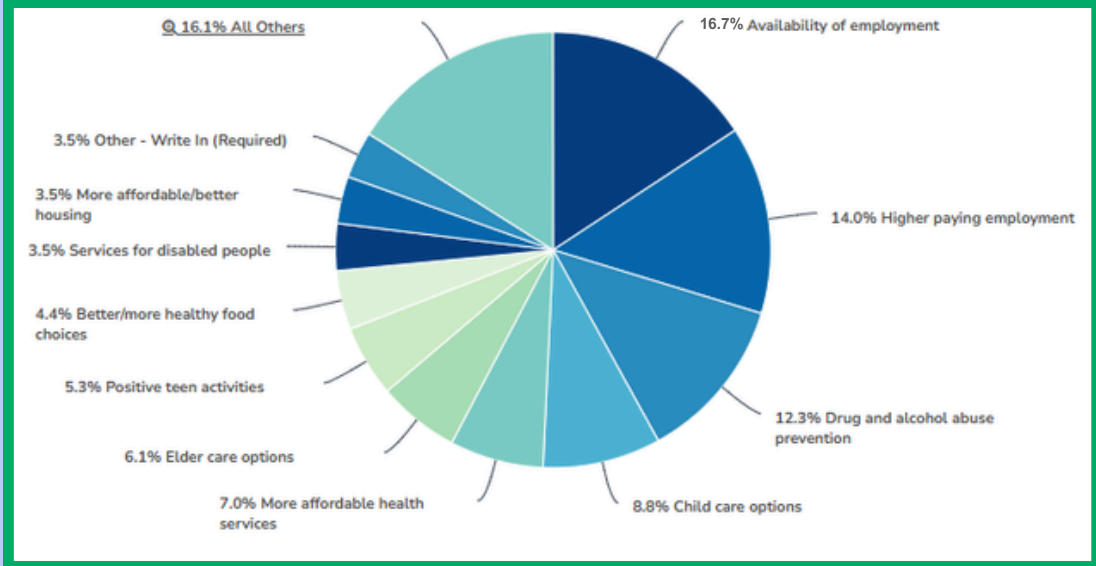

60.7% are satisfied with the health care in Cumberland County

Barriers That Prevent Receiving of Health Services:

1. None (36.4%)
2. Out of pocket costs (27.12%)
3. Lack of providers/specialists (12.7%)
4. Fear of judgement or discrimination (8.5%)
5. Lack of convenient appointment times (8.5%)

*Percents shown may add up to >100% as respondents could choose multiple answers

LCDHD
Lake Cumberland District Health Department