

Annual Local Board of Health Meeting Tuesday February 27, 2024 (6:00 cst.)
Conference room at Health Department

1. Chairman: Call the meeting to order
2. Approval of Minutes
3. Old Business
4. Director's Comments
5. New Business
6. Health Education Report
7. Financial Statements for June 30, 2023
8. Set Tax Rate
9. Approval of Budget
10. Local Board members whose terms expire 12/31/2024

Dr. Charles Dailey, DVM – James A. Staton, Engineer

Heather Brown-Conner, OD - Judy Brown, RN - Lala Haddix.
11. Election of officers
12. Election of officers to serve on District Board
13. Adjourn



LCDHD County Health Centers

Call (800) 928-4416

Adair • Casey • Clinton • Cumberland • Green • McCreary • Pulaski • Russell • Taylor • Wayne

Hearing or speech impaired callers: call the Kentucky Relay Service at (800) 648-6056.

Give the communications assistant our phone number to contact us.



Clinton County Local Board of Health Meeting February 28, 2023

Members Present:

Judge Ricky Craig

Dr. William C. Powell

Dr. Susan Cash, DMD

Dr. Charles Dailey, DVM

Dr. Heather Brown-Conner, OD

Carol Denney, APRN

Laura Ann Roberts, Pharmacist

Lala Haddix

James A. Staton, Engineer

Judy Brown, RN

Christy N. Stearns

Members Absent:

Dr. Michael Wilson, MD

Others Present

Amy Tomlinson, Director

Ron Cimala, Financial Director

Tracy Aaron, Health Education

Shirley Roberson- Daulton,

Health Education

Vicky Albertson, Wellness Outreach

And Education Program

Gail Fryman, Office Manager

Christy Thrasher, SSSA3

This meeting was called to order by Board Chairman Dr. William C. Powell. He asked for a motion to approve minutes from last meeting. Motion was made by Christy Stearns to approve minutes. Motion was seconded by Judy Brown. All voted yea.

Old Business: No old business



New Business: Director, Amy Tomlinson informed board that we had two pipes that burst in late December after the Christmas holiday break. She just wanted everyone to know that the staff worked together to get the water removed off the floor and fans put into place to dry up the moisture. We would have had more damaged and more expense if not for the employee's quick response. She was thankful for staff's quick response.

Health Education Report: Shirley Roberson-Daulton, gave the board a packet with community health improvement and priority health issues.

1. Chronic Diseases (Obesity and Physical Inactivity) 2. Substance Abuse/Drug Overdoses 3. Tobacco Use 4. Teenage Pregnancy 5. Youth Vaping. She included in the packet a chart comparing Clinton County percentages for years 2011, 2020, 2022 with the state of Kentucky. This chart showed indicators, health outcomes and factors, clinical care, social and Economic factors and physical environment.

Wellness Outreach and Education: Vicky Albertson gave the board a packet with information facts and percentages. The primary focus of the program is diabetes education, and prevention of diabetes. We have four registered nurses that are licensed to teach diabetes classes. We have two certified community health workers that are involved in our REACH program which reinforces education and finds community help for participants. They are trained to use the Kentucky Prescription Assistance program to help clients obtain needed medications. They also help clients with LI-HEAP for heating assistants.

June 30, 2022 Financial Statements: Ron Cimala, Financial Director presented the board with a financial statement for the fiscal year June 30, 2022. He went over the statement in detail. He stated we had a good year financially and ask if the board had any question. There were no questions.

Setting the tax rate: Ron Cimala , Financial Director presented the board with a proposed budget at the current rate of 0.035 cents per 100.00 of assessed property, tangible property and motor vehicle taxes. After members discussed the budget and tax rate, a motion was made by Judge Ricky Craig to keep the current tax rate of 0.035 cents per 100.00 of assessed property value or the compensating rate. Motion was seconded by Jake Staton. All voted yea.

Approval of Budget: The board was presented a budget based on the current tax rate of 0.035 cents per 100.00 of assessed property, tangible property and motor vehicle taxes. After discussing the budget, a motion was made by Dr. Dailey to approve the budget. Motion was seconded by Judy Brown. All voted yea.

Expiration of board member's terms: The board has six members whose terms will expire at the end of the year 2023. Dr. William C. Powell MD, Dr. Michael Wilson MD, Dr. Susan Cash, DMD, Carol Denney, APRN, Laura Roberts, Pharmacist, Christy N. Stearns. All members agreed to serve on the board. The paperwork will be submitted to the Director. The Director will review and send the paperwork to Frankfort for final consideration.

Election of officers: Motion was made by Dr. Dailey to leave current officers in place. Dr. William C. Powell, Board Chairman, Carol Denney, Vice Chair, Jake Staton, Treasurer and Director Amy Tomlinson, Board Secretary. Motion was seconded by Judy Brown. All voted yea.

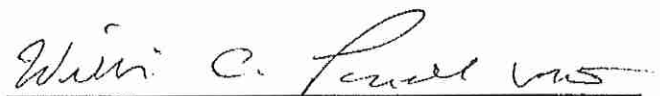
Election of officers to serve on District Board of Health: The Judge automatically serves and the local board appoints one additional member. The motion was made by Judy Brown to renominate James Staton, who is currently serving, to remain on District Board of Health. Motion was seconded by Dr. Dailey. All voted yea.

Directors comments: Amy recognized Vicky Albertson for being selected for employee of the year. Vicky was nominated for getting diabetes classes set up virtual and online during covid. Also, for maintaining her group and getting certifications up to date. She was also promoted last year to Program Manager and continues to do a good job. Amy also stated she would like to see the board consider giving back to the community from local taxing district funds as long as the board continues to do good. She said local coalitions, school groups, other local agencies could put together a proposal to present at the next local board of health meeting for the board's consideration. This would need to promote community health and wellness. Amy informed the board that the district web page was being redesigned to make it more user friendly. She also stated there would be a place for board members to access secure information concerning the board.

Adjourn: Motion was made by Heather Conner to adjourn meeting. Motion was seconded by Jake Staton. All voted yea.

Amy Tomlinson, Secretary

Dr. William C. Powell, Board Chairman

Handwritten signature of Amy Tomlinson in cursive script, underlined.Handwritten signature of Dr. William C. Powell in cursive script, underlined.

Clinton County Public Health Taxing District
Financial Statement
For the Fiscal Year Ending June 30, 2023

Cash on Hand at the beginning of the year: **\$369,621.41**

Receipts:

Real Property Taxes	130,003.38
Tangible Property Taxes	24,456.79
Motor Vehicle Taxes	30,537.37
Delinquent Taxes	3,497.20
Other Taxes	1,322.50
Interest Income	2,899.69
Total Receipts	192,716.93

Total Cash Available for the year: **\$562,338.34**

Expenditures:

Advertising and Printing	48.50
Maintenance & Repair	3,040.25
District Management	151,835.00
Materials	207.98
Dues & Subscriptions	750.00
Miscellaneous	332.84
Building Improvements	8,692.00
Furniture & Fixtures	1,594.57
Equipment	5,358.26
Total Expenditures	171,859.40

Cash on Hand at the end of the year: **\$390,478.94**

Balance per First & Farmer's National Bank Account Statement	\$ 284,108.18
Balance per CD Statement	\$ 106,370.76
Difference	\$ -

Clinton County Public Health Taxing District
Balance Sheet
As of June 30, 2023

	Jun 30, 23
ASSETS	
Current Assets	
Checking/Savings	
1100 · Cash in Bank	
1101 · Operating Account	284,108.18
1105 · CD 1250	106,370.76
Total 1100 · Cash in Bank	390,478.94
Total Checking/Savings	390,478.94
Total Current Assets	390,478.94
TOTAL ASSETS	390,478.94
LIABILITIES & EQUITY	
Equity	
3000 · Opening Bal Equity	53,965.21
3900 · Retained Earnings	315,656.20
Net Income	20,857.53
Total Equity	390,478.94
TOTAL LIABILITIES & EQUITY	390,478.94

1:28 PM

08/14/23

Cash Basis

Clinton County Public Health Taxing District
Profit & Loss Budget vs. Actual
 July 2022 through June 2023

	Jul '22 - Jun 23	Budget	\$ Over Budget	% of Budget
Income				
4100 · Taxes (All Categories)				
4110 · Real Property Taxes	130,003.38	131,443.66	-1,440.28	98.9%
4120 · Tangible Personal Property	24,456.79	28,077.78	-3,620.99	87.1%
4130 · Motor Vehicles	30,537.37	20,782.85	9,754.52	146.9%
4140 · Delinquent Taxes	3,497.20	4,438.38	-941.18	78.8%
4150 · Other Taxes	1,322.50	1,183.20	139.30	111.8%
Total 4100 · Taxes (All Categories)	189,817.24	185,925.87	3,891.37	102.1%
4900 · Interest Earned	2,899.69	2,304.43	595.26	125.8%
Total Income	192,716.93	188,230.30	4,486.63	102.4%
Expense				
7100 · Operations				
7105 · Contracted Services				
7110 · Advertising and Printing	48.50	300.00	-251.50	16.2%
7130 · Maintenance and Repairs	3,040.25	29,000.00	-25,959.75	10.5%
7170 · Lake Cumberland District	151,835.00	151,835.00	0.00	100.0%
Total 7105 · Contracted Services	154,923.75	181,135.00	-26,211.25	85.5%
7180 · Materials and Supplies				
7185 · Materials	207.98			
Total 7180 · Materials and Supplies	207.98			
Total 7100 · Operations	155,131.73	181,135.00	-26,003.27	85.6%
7200 · Administration				
7210 · Dues and Subscriptions	750.00	1,500.00	-750.00	50.0%
7260 · Other Miscellaneous	332.84	500.00	-167.16	66.6%
Total 7200 · Administration	1,082.84	2,000.00	-917.16	54.1%
7300 · Capital Outlay				
7320 · Land Improvement	0.00	0.00	0.00	0.0%
7340 · Building Improvement	8,692.00	0.00	8,692.00	100.0%
7350 · Furniture and Fixtures	1,594.57	5,000.00	-3,405.43	31.9%
7360 · Equipment	5,358.26	13,000.00	-7,641.74	41.2%
Total 7300 · Capital Outlay	15,644.83	18,000.00	-2,355.17	86.9%
Total Expense	171,859.40	201,135.00	-29,275.60	85.4%
Net Income	20,857.53	-12,904.70	33,762.23	-161.6%

**Clinton County Public Health Taxing District
Fiscal Year 2024-25**

Opening Balance Calculation					
	Operating Fund	Capital Fund	Total		
Balance as of December 31, 2023	\$332,662.23	\$108,386.40	\$441,048.63	\$441,048.63	
Projected Remaining 2023-24 Receipts					
Projected Tax Receipts	\$62,908.60	\$0.00	\$62,908.60		
Projected Interest Earned	\$997.99	\$2,032.25	\$3,030.23		
Projected Other Receipts	\$0.00	\$0.00	\$0.00		
Total Estimated Remaining 2024 Receipts	\$63,906.59	\$2,032.25	\$65,938.83	\$65,938.83	
Total Funds Available	\$396,568.82	\$110,418.65	\$506,987.46	\$506,987.46	
Projected Remaining 2023-24 Expenditures					
LCDHD Operations Expense - 1/2 Tax Assessment at 2.8 cents	\$77,818.50	\$0.00	\$77,818.50		
Advertising & Printing	\$291.50	\$0.00	\$291.50		
Professional Services (Audit)		\$0.00	\$0.00		
Maintenance & Repair	\$18,241.20	\$0.00	\$18,241.20		
Land Improvements	\$4,000.00	\$0.00	\$4,000.00		
Building Improvements	\$11,000.00	\$0.00	\$11,000.00		
Dues & Subscriptions (KPHA & KALBOH)	\$1,250.00	\$0.00	\$1,250.00		
Board Expense & Other Miscellaneous	\$500.00	\$0.00	\$500.00		
Furniture & Fixtures	\$5,783.84	\$0.00	\$5,783.84		
Equipment	\$13,000.00	\$0.00	\$13,000.00		
Total Estimated Remaining 2024 Expenditures	\$131,885.04	\$0.00	\$131,885.04	\$131,885.04	
Estimated 2024-25 Opening Balance	\$264,683.78	\$110,418.65	\$375,102.42	\$375,102.42	
For Period Beginning July 1, 2024 and Ending June 30, 2025					
	Operating Fund	Capital Fund	Proposed Budget @ Current Tax Rate of \$0.035 per \$100.00 of Assessed Property Value	Proposed Breakeven Budget @ \$0.036 per \$100.00 of Assessed Property Value	Proposed Surplus Budget @ \$0.037 per \$100.00 of Assessed Property Value
Estimated opening Balance	\$264,683.78	\$110,418.65	\$375,102.42	\$375,102.42	\$375,102.42
Budgeted Receipts (All Sources):					
Real Property Taxes	\$142,545.87		\$142,545.87	\$146,618.61	\$150,691.35
Personal Property Taxes	\$27,194.38		\$27,194.38	\$27,971.36	\$28,748.35
Motor Vehicle Taxes	\$25,107.42		\$25,107.42	\$25,824.78	\$26,542.13
Delinquent Tax Collections	\$3,500.00		\$3,500.00	\$3,500.00	\$3,500.00
Other Taxes (Telecommunications)	\$1,300.00		\$1,300.00	\$1,300.00	\$1,300.00
Interest Income	\$1,562.70	\$441.67	\$1,644.37	\$1,827.77	\$1,861.18
Total Budgeted Receipts	\$201,210.37	\$441.67	\$201,292.05	\$207,042.53	\$212,643.01
Total Funds Available	\$465,894.15	\$110,860.32	\$576,394.47	\$582,144.95	\$587,745.43
Budgeted Expenditures:					
LCDHD Health Center Management Fee at 2.8 cents	\$164,082.00		\$164,082.00	\$164,082.00	\$164,082.00
Building Maintenance & Repair					
Snow Removal (parking lot & sidewalks)	\$2,000.00				
Landscape Maintenance (Fall & Spring)	\$1,000.00				
Miscellaneous	\$15,000.00				
Total Building Maintenance & Repair	\$18,000.00		\$18,000.00	\$18,000.00	\$18,000.00
Furniture & Fixtures					
Seasonal Décor	\$1,000.00				
New Cabinet for Front Office	\$500.00				
Miscellaneous	\$5,000.00				
Total Furniture & Fixtures	\$6,500.00		\$6,500.00	\$6,500.00	\$6,500.00
Equipment					
Generator Maintenance	\$500.00				
Miscellaneous Computers and Related Equipment	\$7,500.00				
Miscellaneous	\$5,000.00				
Total Equipment	\$13,000.00		\$13,000.00	\$13,000.00	\$13,000.00
Professional Services (Next Audit of Taxing District Funds due FY 2025)	\$0.00		\$0.00	\$0.00	\$0.00
Advertisement & Printing (Newspaper & SPGE Publication)	\$300.00		\$300.00	\$300.00	\$300.00
Dues and Subscriptions (KALBOH, SPGE & KPHA)	\$1,500.00		\$1,500.00	\$1,500.00	\$1,500.00
Miscellaneous (Board Members Meetings)	\$500.00		\$500.00	\$500.00	\$500.00
Total Budgeted Expenditures	\$203,882.00	\$0.00	\$203,882.00	\$203,882.00	\$203,882.00
Balance Remaining	\$262,012.15	\$110,860.32	\$372,512.47	\$378,262.95	\$383,863.43
Net Surplus/Deficit Before Optional Expenses	(\$2,671.63)		(\$2,589.95)	\$3,160.53	\$8,761.01
Optional - Expenses for Building:					
New Windows			\$35,000.00	\$35,000.00	\$35,000.00
Optional - Expenses for Local Mini Grants:					
Recovery Community Center			\$25,000.00	\$25,000.00	\$25,000.00
Total Budgeted Expenditures Including Optional Expenses			\$263,882.00	\$238,882.00	\$238,882.00
Balance Remaining Including Optional Expenses			\$312,512.47	\$343,262.95	\$348,863.43
Net Surplus/Deficit Including Optional Expenses			(\$62,589.95)	(\$31,839.47)	(\$26,238.99)
Footnote: All tax receipts are budgeted at a 95% collection rate on the tax calculated per \$100 of assessed value. Interest is calculated at the current effective rate which is .60% for money market and .4% for the CD.					

YOUR PROFESSIONAL-CLASS PRODUCTS




**Cumberland
Vinyl LLC**

270-433-7755
4395 Summer Shade Road
Summer Shade, KY 42166


JOB NAME HEALTH DEPT

QUOTE # 11031648


Front exterior wall




Outside



Inside




Outside




Inside

Front interior wall



Outside



Inside

Line 1

Qty 11

Endure Window - EN600 Series

Textured Matte Coal Black

Fineline

Two Down - Bottom = 1/3

Graphite Foam Insulation

Factory Muller

Accessory Groove Filler Strip - Outside

Only (Loose)

Sill Extender

Glass - All Units:

Comfortech TLA-UV (with Gray Tint)

Double Strength Glass

1" IG Thickness

Window B1 - 628 - 1 Lite Casement

(Fixed)

Window A1 - 631 - 1 Lite Awning

(Operable)

ROTO Hardware

Black Lock-out Crank Handle

INNERGY Thermal Sash Reinforcement

Extruded Full Screen (Coal Black) with

BetterVue Screen Mesh

Line 6

Qty 1

Endure Window - EN600 Series

Textured Matte Coal Black

Fineline

Three Across - 1/3-1/3-1/3 (Even)

Graphite Foam Insulation

Mull Header Cover

Mull Strap Kits (5)

Accessory Groove Filler Strip - Outside

Only (Loose)

Sill Extender

Glass - All Units:

Comfortech TLA-UV (with Gray Tint)

Double Strength Glass (Tempered)

1" IG Thickness

Window B1 - 609 - Picture Window

Window B2 - 609 - Picture Window

Window B3 - 609 - Picture Window

Window A1 - 609 - Picture Window

Window A2 - 609 - Picture Window

Line 13

Qty 1

Endure Window - EN600 Series

Textured Matte Coal Black

Fineline

Two Down - Bottom = 1/3

Graphite Foam Insulation

Mull Header Cover

Mull Strap Kits (3)

Accessory Groove Filler Strip - Outside

Only (Loose)

Sill Extender

Glass - All Units:

Comfortech TLA-UV (with Gray Tint)

Double Strength Glass (Tempered)

1" IG Thickness

Window B1 - 609 - Picture Window

Window B2 - 609 - Picture Window

Window A1 - 609 - Picture Window

Window A2 - 609 - Picture Window



ENERGY STAR® Certified
In All 50 States.



ENERGY STAR® Certified
In All 50 States.



ENERGY STAR® Certified
In All 50 States.

YOUR PROFESSIONAL-CLASS PRODUCTS




Cumberland
Vinyl LLC

270-433-7755
4395 Summer Shade Road
Summer Shade, KY 42166

JOB NAME HEALTH DEPT

QUOTE # 11031648

Front- beside doors



Line 18 Qty 2

- Endure Window - EN600 Series
- Textured Matte Coal Black
- FineLine
- Two Down - Bottom = 1/3
- Graphite Foam Insulation
- Mull Strap Kits (1)
- Accessory Groove Filler Strip - Outside Only (Loose)
- Sill Extender
- Glass -- All Units:
- ConforTech TLA-UV (with Gray Tint)
- Double Strength Glass (Tempered)
- 1" IG Thickness
- Window Kit - 600 - Picture Window



PURCHASE AGREEMENT

Terms & Conditions:

We (Cumberland Vinyl LLC) propose hereby to furnish material - complete in accordance with above specifications. All work to be completed in a workmanlike manner according to standard practices. Any alteration or deviation from above specifications involving extra costs will be executed only upon written orders, and will become an extra charge over and above the estimate. All agreements contingent upon strikes, accidents or delays beyond our control. Owner to carry fire, tornado and other necessary insurance. Prices are valid for 30 days. Provia's Terms and conditions of Sale - www.provia.com/terms

Total Sell Price: \$31,154.00

Quoted in triple Pane Glass

Our framing will be wider than you have presently in the glass area by front door resulting in less viewable glass.

Dealer

Cumberland Vinyl LLC

Name (Print)

D. Hoover

Name (Sign)

1/11/24

Date

Purchaser

Name (Print)

Name (Sign)

Date



**Cumberland
Vinyl LLC**

270-433-7755
4395 Summer Shade Road
Summer Shade, KY 42166

QUOTE INFORMATION

Job: Health Dept
PO #131 FOOT HILLS AVE
Order #11031648
Qty: 0

MAINTENANCE & CARE FOR YOUR VINYL WINDOW OR PATIO DOOR

KEY POINTS TO REMEMBER

1. Small scratches and nicks in the vinyl can occur. These small imperfections can be buffed out with a fine buffing compound suitable for vinyl surfaces.
2. Water can enter into the sill area of several different styles of windows. These windows are designed to capture this water before it enters your home and drain it to the outside. The presence of water in the sill of the window does not indicate a problem unless it has overflowed the window sill and into your interior sill or wall. If this has happened, check to make sure there is no debris in the window sill preventing water to drain through the drainage holes.
3. Condensation is often a result of high humidity in the home. If you have found condensation on your window or patio door, you must take steps to reduce the humidity level in your home by either adding a dehumidifier or using a kitchen exhaust fan to remove water vapors from cooking.

CARE AND MAINTENANCE

Maintenance of your window or patio door is important to keep it operating at its full potential. Here are some important steps to take throughout the year to keep your windows and doors looking beautiful.

1. Keep sill track clean of dirt and debris so water can flow freely to outside.
2. Keep all weep holes free of obstructions so water can flow freely to outside.
3. Inspect exterior caulking regularly and replace when necessary.
4. Clean and check operation of hardware and weather-stripping regularly and repair if necessary.
5. Keep weatherstrip clean of dirt and grit for proper seal. Wash with mild soap and water, rinse with water and wipe dry. Apply a light coat of wax (Lemon Pledge®) and wipe off excess.
6. Determine the source of any moisture that you see around your windows or doors and stop its entry and accumulation.
7. Immediately dry out any areas around your windows or doors that you observe are wet (immediate action is necessary to mitigate any damage to your home). The use of a dehumidifier, fan, or any warm air source will help dry out affected area.
8. Maintain relative humidity at moderate levels.

Vinyl Finish:

1. To clean, wash with mild soap and water. Heavy dirt and stains may require stronger cleaning compounds such as a vinyl siding cleaner. The surface can be wiped down with solvents such as turpentine, naphtha, nail polish remover (acetone) and alcohol. CAUTION: as some cleaners may mar or scratch vinyl.
2. Abrasive cleaners will scratch the surface and are not recommended.

Hardware:

1. Much like sterling silver even the finest brass will react naturally to the elements surrounding it. To maintain, polish with a nonabrasive automotive or furniture wax. By keeping your hardware cleaned and maintained you will be rewarded with a long-lasting finish.
2. Tighten screws when necessary.
3. Lightly oil as needed. Wipe off excess.

CAUTION: DO NOT USE paint thinners, lacquer thinner, gasoline, kerosene or any other harsh chemical to clean surfaces or hardware.



DOORS | WINDOWS
SIDING | STONE | ROOFING

provia.com

© 2024 ProVia
S-MK-03055-24 | 12/23



ProVia
THE PROFESSIONAL WAY

Aeris™
Endure™
& Aspect™
Windows &
Patio Doors

Lifetime Limited Transferable
WARRANTY

AERIS™, ENDURE™ & ASPECT™ WINDOWS & PATIO DOORS

ProVia LLC, hereinafter "ProVia", warrants to the original consumer purchaser, that under normal use this product will be free from defects in material and workmanship for as long as the purchaser owns and lives in the single family residence, hereinafter "Home", in which the product was installed. The details of the warranty are as follows:

BASIC WINDOW OR PATIO DOOR UNIT - LIFETIME TRANSFERABLE

The rigid vinyl and factory-applied wood components of the window or patio door (not including factory installed jamb extensions), are warranted against chipping, cracking, peeling, pitting, blistering, warping or delamination for as long as you own and live in the Home in which the product was originally installed.

This warranty is transferable to one subsequent purchaser.

PAINT/STAIN FINISH - 15 YEAR / 10 YEAR

ProVia further warrants the factory-applied paint on vinyl window components against cracking, pitting, peeling, blistering or suffering from non-uniform fading discoloration (non-uniform fading discoloration resulting from unequal exposure of surfaces to the sun and elements is not covered by this warranty) and defects in material and workmanship for a period of fifteen (15) years from date of installation.

ProVia further warrants the factory-applied paint or stain finish on interior wood components against flaking, checking, blistering or peeling and defects in material and workmanship for a period of ten (10) years from date of installation. Damage to the paint or stain finish caused by condensation and normal wear are not covered.

HARDWARE - LIFETIME

ProVia further warrants the moving parts, such as balances on double-hung windows and locking mechanisms in all units, for as long as the original purchaser owns and lives in the Home in which the product was originally installed. If those parts are not free from defects in material and workmanship under conditions of normal use and wear.

PATIO DOOR HANDLES LIFETIME / 1 YEAR

ProVia further warrants all patio door handles with a Bright Brass, Satin Nickel or Aged Bronze finish against tarnishing for as long as you own and live in the Home in which the product was installed.

Patio door handles with a painted finish, Flat Bronze, Modern Bronze or Antique Brass finish are warranted against flaking, checking, blistering or peeling for a period of (1) year from date of installation.

INSULATED GLASS UTILIZING SUPER SPACER® - LIFETIME

ProVia further warrants the insulated glass units utilizing Super Spacer in its vinyl windows or patio doors against defects resulting in material obstruction of vision as the result of film formation between the interior glass surfaces caused by failure of the airtight seal, for as long as the original purchaser owns and lives in the Home in which the product was originally installed. Small spots, marks, lint, and scratches not exceeding applicable glass manufacturing specifications imposed by Federal Specification 1036-90 will not constitute defects under this warranty.

INTERNAL BLINDS - 10 YEAR

Internal blind units are warranted against seal failure and defects in material and workmanship for a period of ten (10) years from date of installation.

GLASS BREAKAGE - LIFETIME

ProVia further warrants the insulated glass units utilizing Super Spacer in its vinyl windows or patio doors against breakage as follows:
(1) If the glass in a properly registered and warranty covered unit breaks as the result of a manufacturing defect (2) In the event of an accident in the Home that is not covered by insurance or is of an amount that is within the insurance policy deductible, ProVia will replace the glass free of charge, for as long as the original purchaser owns and lives in the Home in which it was originally installed. Glass breakage is not covered for insulated glass units with internal blinds or insulated glass units in Garden Windows.

SCREENS - LIFETIME

Further, ProVia will replace under normal conditions of use, for as long as the original purchaser owns and lives in the Home in which the product was originally installed, for manufacturing defects, if the fiberglass screening is not free from rotting, staining, or rusting. No warranty herein covers torn screen mesh caused by abnormal use, negligence, or other means not controlled by ProVia.

FLXSCREENS - LIFETIME

Further, ProVia will replace under normal conditions of use, for as long as the original purchaser owns and lives in the Home in which the product was originally installed, for manufacturing defects, if the fiberglass screening is not free from rotting, staining, or rusting. No warranty herein covers torn screen mesh caused by abnormal use, negligence, or other means not controlled by ProVia.

BAY, BOW & GARDEN WINDOWS - 10 YEAR

Bay and bow windows (frames and roof kits) and Garden Windows (frames, sashes, hardware and insulated glass units) are warranted against defects in material and workmanship for a period of ten (10) years from date of installation. Garden windows are not available in the Aeris series.

TRANSFERABLE WARRANTY

The Warranty on the basic window or patio door unit is transferable by the original purchaser to one subsequent purchaser for purchase, personal residence provided the warranty transfer is completed within thirty (30) days after the date of transfer of ownership. Warranty transfers must be completed online at www.provia.com/warranty.

NON-RESIDENTIAL & MULTI-FAMILY APPLICATIONS

Where the structure in which the product is installed is not a single family residence occupied by the purchaser, or is owned by a public or private corporation for profit or non-profit, an unincorporated association or other business entity of any type recognized by law, a church, a school, a governmental or public authority, in this warranty shall be limited as follows: Basic Window or Patio Door Unit - 5 Year (non-transferable); Hardware - 1 Year; Insulated Glass - 10 Year (glass breakage not included); Internal Blinds - 5 Year; Screens - 5 Year; and Finishes - 1 Year.



REGISTER YOUR WARRANTY
For all warranty-related matters, including registering and transferring an existing warranty, scan this QR Code or visit www.provia.com/warranty.

COASTAL APPLICATIONS

For products that are installed in a Coastal region the time periods stated in this warranty shall be limited as follows: Non stainless steel hardware mechanisms in Casement Window & Patio Door units - 5 year mechanical warranty; Aged Bronze, Bright Brass or Satin Nickel Patio Door Handles - 10 Year Finish.

Definition of Coastal Regions: For information and maps of Coastal regions please go to www.provia.com/coastalwarranty.

WARRANTY CONDITIONS

No warranty herein covers natural weathering or fading of surfaces, torn screening, non-factory applied finishes (e.g. customer applied tints, films or paint finishes), damages resulting from customer applied tints, films or paint finishes, damages resulting from improper installation, abuse, negligence, abnormal or unreasonable use (including failure to provide reasonable and necessary maintenance), damage resulting from fire or lightning, windstorms, earthquakes, windborne objects, strain applied to the unit by movement of the building, inadequate provision for expansion or contraction of framing members, installation in ships or vehicles, installation outside the Continental United States, seal failure, if the seal has been subjected to immersion in water, acts of God, or other causes beyond the control of ProVia except as expressly warranted, whether similar or dissimilar to the foregoing. Condensation on units may occur as the natural result of humidity within the house or building area. This natural result may come from changes in interior or exterior temperatures and does not indicate a defect in the unit. This warranty does not cover condensation, nor frost or freezing from condensation on the unit.

On some installations, caulking is used to seal the frames or trim packages against water or air penetration. Caulking is not considered a part of the window or door, and therefore, is not covered under this Warranty. Caulking is normally considered a maintenance responsibility of the purchaser.

The procedure for obtaining performance of the obligations of this warranty is as follows: if you believe your unit to be defective, contact the contractor for inspection. If the contractor determines the unit or parts thereof to be defective, the manufacturer at its exclusive option will repair, provide a new product or part of a product after having determined that it does not conform to the limited warranties contained herein. The manufacturer reserves the right to discontinue or make changes in any of its products. If the products covered by this warranty are not available, the manufacturer shall have the right to substitute a product that is of equal quality or value. The manufacturer will ship the replacement product or part to the nearest authorized dealer and the purchaser must pay for any and all labor necessary to install such product or part and for the transportation from the nearest authorized dealer to his/her residence.

Any claim must be accompanied by a copy of the Warranty certificate and a copy of the contract evidencing purchase of the ProVia products.

PROVIA SHALL NOT BE LIABLE TO PURCHASER FOR CONSEQUENTIAL DAMAGES, SUCH AS, BUT NOT LIMITED TO, DAMAGES OR LOSS TO OTHER PROPERTY OR EQUIPMENT, LOSS OF USE, OR CLAIMS OF SERVICE INTERRUPTION, FOR BREACH OF ANY WRITTEN OR IMPLIED WARRANTIES ON ITS PRODUCT.

PURCHASER'S EXCLUSIVE REMEDY SHALL BE THE REPLACEMENT OF DEFECTIVE FINISH, COMPONENTS, OR PARTS, ALL AS PROVIDED HEREIN. IN ANY EVENT, THE LIABILITY OF PROVIA WITH RESPECT TO ANY CONTRACT, OR ANYTHING DONE IN CONNECTION THEREWITH SUCH AS THE PERFORMANCE OR BREACH THEREOF OR FROM THE MANUFACTURE, SALE, DELIVERY, RESALE, INSTALLATION OR TECHNICAL DIRECTION OF INSTALLATION, REPAIR OR USE OF ANY WINDOW, PATIO DOOR, COMPONENT OR PART COVERED BY OR FURNISHED UNDER THIS CONTRACT, WHETHER IN CONTRACT, IN TORT, UNDER ANY WARRANTY, OR OTHERWISE, SHALL NOT, EXCEPT AS EXPRESSLY PROVIDED HEREIN, EXCEED THE PRICE OF THE WINDOW, PATIO DOOR, PART OR COMPONENT ON WHICH SUCH LIABILITY IS BASED.

Some states do not allow the exclusion or limitation of incidental or consequential damages, so the above limitation or exclusion may not apply to purchaser.

THIS WRITING CONTAINS THE ENTIRE AGREEMENT BETWEEN PROVIA AND PURCHASER. DEALERS, CONTRACTORS, APPLICATIONS, OR DISTRIBUTORS OF PROVIA PRODUCTS HAVE NO AUTHORITY TO GIVE WARRANTIES ON PROVIA'S BEHALF, THAT ARE DIFFERENT FROM OR EXCEED THOSE LISTED HEREIN. PURCHASER SHOULD THEREFORE EXAMINE THIS LIMITED WARRANTY CAREFULLY.


ALL WARRANTIES, WHEN EXPRESSED OR IMPLIED, WARRANTIES OF MERCHANTABILITY OR FITNESS FOR A PARTICULAR PURPOSE ARE LIMITED TO THE TERMS HEREOF.

Some states do not allow limitations on how long an implied warranty lasts, so the above limitations may not apply to purchaser. This Lifetime Limited Warranty extends only to the windows and/or patio doors which were originally installed in your Home or other structure as recorded on the warranty registration and shall not be valid or enforceable, if you cannot prove that the windows and/or patio doors were so installed. To establish a record of your purchase please register your warranty online at www.provia.com/warranty.

Important Note: Failure to fill out the online warranty registration form will not affect your rights under the warranty if you can show the date of purchase and the location the windows and/or patio doors were installed in a reasonable way. (Your receipt of purchase and the receipt from the contractor who made the installation in your Home showing the address is one such way. Please keep them in a safe place.)

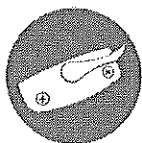
This warranty gives purchaser specific legal rights and he or she may also have other rights which vary from state to state.

WARRANTY HIGHLIGHTS



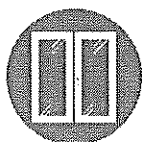
BASIC WINDOW OR PATIO DOOR UNIT - LIFETIME TRANSFERABLE

The rigid vinyl and factory-applied wood components of the window or patio door (not including factory installed jamb extensions), are warranted against chipping, cracking, peeling, pitting, blistering, warping or delamination for as long as you own and live in the Home in which the product was originally installed. This warranty is transferable to one subsequent purchaser.



HARDWARE - LIFETIME

ProVia® further warrants the moving parts, such as balances on double-hung windows and locking mechanisms in all units, for as long as the original purchaser owns and lives in the Home in which the product was originally installed, if those parts are not free from defects in material and workmanship under conditions of normal use and wear.



PATIO DOOR HANDLES - LIFETIME / 1 YEAR

ProVia further warrants all patio door handles with a Bright Brass, Satin Nickel or Aged Bronze finish against tarnishing for as long as you own and live in the Home in which the product was installed.

Patio door handles with a painted finish, Flat Bronze, Modern Bronze or Antique Brass finish are warranted against flaking, checking, blistering or peeling for a period of (1) year from date of installation.




INSULATED GLASS UTILIZING SUPER SPACER® - LIFETIME

ProVia further warrants the insulated glass units utilizing Super Spacer in its vinyl windows or patio doors against defects resulting in material obstruction of vision as the result of film formation between the interior glass surfaces caused by failure of the air-tight seal, for as long as the original purchaser owns and lives in the Home in which the product was originally installed. Small spots, marks, lint, and scratches not exceeding applicable glass manufacturing specifications imposed by Federal Specification 1036-90 will not constitute defects under this warranty.



GLASS BREAKAGE - LIFETIME

ProVia further warrants the insulated glass units utilizing Super Spacer in its vinyl windows or patio doors against breakage as follows: (1) If the glass in a properly registered and warranty covered unit breaks as the result of a manufacturing defect; (2) In the event of an accident in the Home that is not covered by insurance or is of an amount that is within the insurance policy deductible, ProVia will replace the glass free of charge, for as long as the original purchaser owns and lives in the Home in which it was originally installed. Glass breakage is not covered for insulated glass units with internal blinds or insulated glass units in Garden Windows.



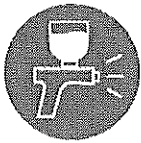
SCREENS - LIFETIME

Further, ProVia will replace under normal conditions of use, for as long as the original purchaser owns and lives in the Home in which the product was originally installed; for manufacturing defects, if the fiberglass, aluminum or stainless steel screening is not free from rotting, staining, or rusting. No warranty herein covers torn screen mesh caused by abnormal use, negligence, or other means not controlled by ProVia.



FLEXSCREENS - LIFETIME

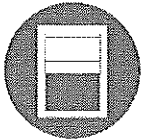
Further, ProVia will replace under normal conditions of use, for as long as the original purchaser owns and lives in the Home in which the product was originally installed; for manufacturing defects, if the fiberglass screening is not free from rotting, staining, or rusting. No warranty herein covers torn screen mesh caused by abnormal use, negligence, or other means not controlled by ProVia.



PAINT/STAIN FINISH - 15 YEAR / 10 YEAR


ProVia® further warrants the factory-applied paint on vinyl window components against cracking, pitting, peeling, blistering or suffering from non-uniform fading discoloration (non-uniform fading discoloration resulting from unequal exposure of surfaces to the sun and elements is not covered by this warranty) and defects in material and workmanship for a period of fifteen (15) years from date of installation.

ProVia further warrants the factory-applied paint or stain finish on interior wood components against flaking, checking, blistering or peeling and defects in material and workmanship for a period of ten (10) years from date of installation. Damage to the paint or stain finish caused by condensation and normal wear are not covered.




INTERNAL BLINDS - 10 YEAR

Internal blind units are warranted against seal failure and defects in material and workmanship for a period of ten (10) years from date of installation.



BAY, BOW & GARDEN WINDOWS - 10 YEAR

Bay and Bow windows (frames and roof kits) and Garden Windows (frames, sashes, hardware and insulated glass units) are warranted against defects in material and workmanship for a period of ten (10) years from date of installation. Garden windows are not available in the Aeris series.



TRANSFERABLE WARRANTY

The Warranty on the basic window or patio door unit is transferable by the original purchaser to one subsequent purchaser for purchaser's personal residence provided the warranty transfer is completed within thirty (30) days after the date of transfer of ownership. Warranty transfers must be completed online at www.provia.com/warranty.



NON-RESIDENTIAL & MULTI-FAMILY APPLICATIONS

Where the structure in which the product is installed is not a single family residence occupied by the purchaser, or is owned by a public or private corporation for profit or non-profit, an unincorporated association or other business entity of any type recognized by law, a church, a school, a governmental or public authority, the time periods stated in this warranty shall be limited as follows: Basic Window or Patio Door Unit – 5 Year (non-transferable); Hardware - 1 Year; Insulated Glass – 10 Year (glass breakage not included); Internal Blinds – 5 Year; Screens – 5 Year; and Finishes – 1 Year.



COASTAL APPLICATIONS

For products that are installed in a Coastal region the time periods stated in this warranty shall be limited as follows: Non stainless steel hardware mechanisms in Casement Window & Patio Door units - 5 year mechanical warranty; Aged Bronze, Bright Brass or Satin Nickel Patio Door Handles – 10 Year Finish. Definition of Coastal Regions: For information and maps of Coastal regions please go to www.provia.com/coastalwarranty.



View the Complete
Warranty on
[provia.com](http://www.provia.com)

DISCOVER MORE

WEBSITE

ProVia.com makes it easy to explore and compare numerous door, window, siding, stone or roofing options in a straightforward, interactive way. Configure a door or window, visualize products on your home, explore color palettes, and learn about different architectural styles—all from our innovative Design Center. Save your favorite products, colors, photos or ideas throughout the site into your own ProVia® portfolio for reference any time and share them across your favorite social media platforms. ▶




VISUALIZER


Let your imagination run free with this exterior home design tool. Select from a library of existing home styles or upload a photo of your own home.

In a few easy steps, update your siding color, add stone or metal roofing, configure windows, or create a one-of-a-kind entry door system.

Looking for professionally inspired color and product palettes? Apply one of our pre-selected Designer Collections to create a curb-appealing look. ▽



VIE EXTERIOR SO



APP

Use the ProVia app to configure doors and windows or select from an extensive collection of vinyl siding, manufactured stone and metal roofing styles.

FEATURES

Door and Window Configuration

Vinyl Siding Profiles, Colors and Accessory Accents

Manufactured Stone Styles, Color Palettes and Grout Options

Metal Roofing Profiles, Trims and Colors


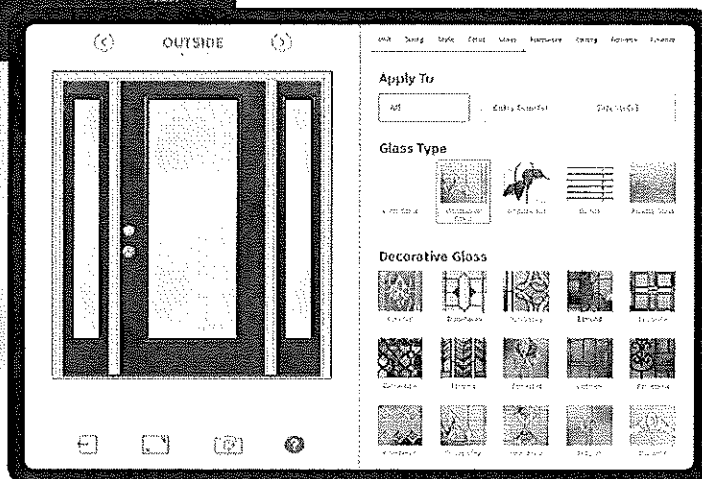
Videos, Photo Galleries and Catalogs

ProVia Dealer Locator

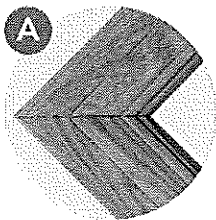


SOCIAL MEDIA


We love seeing how you apply our products to your home. Please share your photos with us.




The Components



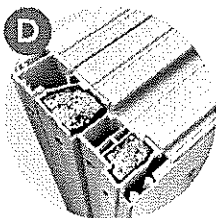
FINELINE™ TECHNOLOGY
This innovative welding process creates an aesthetically appealing corner. Standard on laminated and painted patio doors.




REINFORCEMENT
Galvanized steel reinforces the panels and sill to ensure rigidity and stable operation.



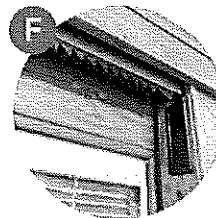
PATENTED WATER DRAINAGE SYSTEM
This allows water on the sill to drain to the exterior of the home.



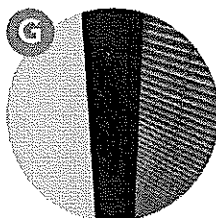
INSULATION
A graphite foam insulation is added to the frame, providing greater energy-efficiency and performance.




SLIDING SYSTEM
A patented sliding system, featuring four adjustable 1" wheels per operating panel, allows the sash to glide effortlessly on the sill.



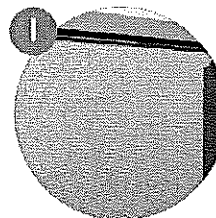
ACCUVENT™
ProVia's® proprietary design featuring a sash lever combined with a top-mounted ratchet and lock system allowing multiple venting locations and peace of mind.




ALUMINUM SCREEN FRAME
A rigid and durable frame that holds the screen mesh in place and is easy to slide within the screen track.




SCREEN LATCH
A spring-loaded screen latch system automatically engages upon closing.



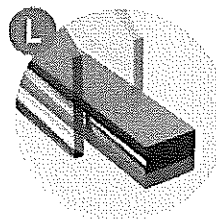
BETTERVUE® FIBERGLASS MESH
This mesh is very durable and flame retardant, providing an enhanced view, increased insect protection and improved airflow.



BARRIER-FIN WEATHERSTRIPPING
This weatherstripping provides a barrier against air, water, dust and noise.



BULB SEAL WEATHERSTRIPPING
This weatherstripping prevents water from penetrating the foam cell structure and has a unique UV-resistant barrier.

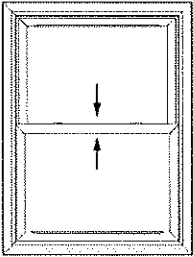


GLASS PACKAGE
Endure patio doors feature a 1" ComforTech™ Insulated Glass Unit. A DLA-UV glass package is standard. See page 20 for other options.

TYPES

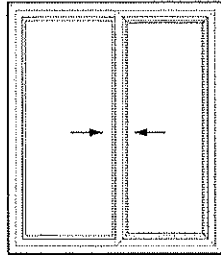
Windows

DOUBLE HUNG




Block & Tackle Balance System
Exterior Glazing
Cove Sash Profile
Triple Weatherstripping
Two Profile™ DA Locks with Integrated Tilt Latches
Dual Vent Locks
Integral Interlock at Meeting Rail
Top Sash Retention

2-LITE SLIDER

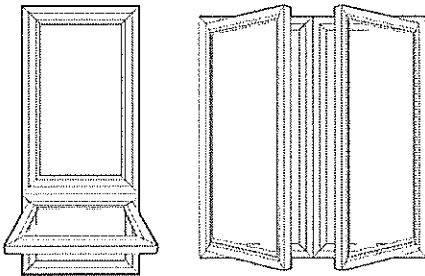


Brass Rollers
Exterior Glazing
Cove Sash Profile
Dual Weatherstripping
Two Profile Locks
Vent Lock
Anchor Stops (standard on 3-Lite)

3-LITE SLIDER




CASEMENT AND AWNING




Exterior Glazing
Multi-Point Locking Hardware
Fold-Away Handle
Corner Drive System on Units measuring at least 24" x 56 1/4" (Casement)
Washability Hinge (Casement)
Quick-Release Dual Arm Operator (Awning)
Stainless Steel Hardware (Optional)

PICTURE




Fully Welded Frame
Interior Glazing
Direct Set Glass
Sloped Sill

HOPPER




Exterior Glazing
Interior and Exterior Accessory Grooves
Durable Zinc Cast Top-Mounting Lock and Hinge
Insulated Panel Option Available to Mull to a Hopper Window
(Great way to add a dryer vent)

BAY



Bay: 3-Lite Unit with 2 Operable Windows with Screens

BOW



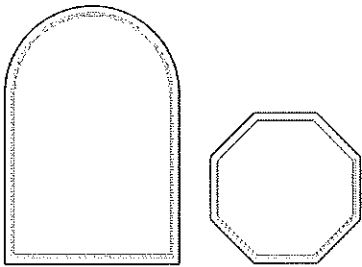
Bow: 3, 4, 5 or 6-Lite Unit with 2 Operable Windows with Screens

Roof Kits: Available in Wood, Painted Aluminum, and Copper.

*See the Bay and Bow Vinyl Product Information Brochure for more information.

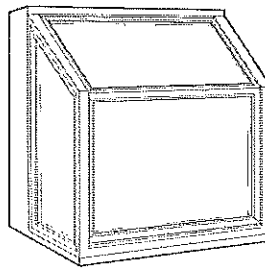


ARCHITECTURAL SHAPES



Interior Glazing
Fully Welded Frame
Direct Set Glass
Wide Range of Shapes Available
Optional Operating Octagon Shaped Window
Single Hung Circle Top Window Available

GARDEN




Top Sloped Insulated Glass
Twin Sealing, Fully Screened Operating Casement Windows
Dual-Point Locking Operator
Fold-Away Handles
Fiberglass FlexScreen®

**See the Garden Window Product Information Brochure for more information.*


Patio Doors

Fixed sidelites and transoms also available. Refer to page 11 for patio door features.

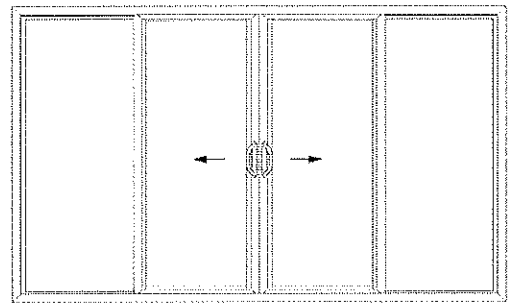
2-LITE



3-LITE




4-LITE



Center, right, and left hand operable options are available.

COLORS

Vinyl and Laminate Colors




Available Color Combinations

		INTERIOR COLORS						
EXTERIOR COLORS		White	Beige	Sandstone	Classic Bronze	Dark Oak	Traditional Cherry	Black
	White	✓			✓	✓	✓	
	Beige		✓		✓	✓	✓	✓
	Sandstone			✓	✓	✓	✓	✓
	Classic Bronze	✓			✓	✓	✓	

TUFTEX™ Smooth Cladding available in White, Beige, Sandstone, Bronze and Black. Color combinations will vary based on the window type chosen. See entryLINK for details.

Exterior Paint Finishes

Trending paint colors also available. See entryLINK for all color options.



NEW Upgrade your window or patio door so the interior, jamb pocket and exterior are all black. An all black window or patio door will come standard with a slightly Textured Matte Coal Black paint.

Opting for a painted exterior only gives you the choice between Coal Black and Textured Matte Coal Black paint options.


Ask to see our Paint Color Selector to see the difference.

Always refer to our color selector for accurate color representation.

Custom-Matched Paint Colors

How to Order Custom Painted Windows and Patio Doors

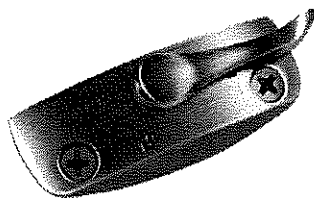
1. Visit a Sherwin Williams paint store and select a paint color of your choice.
2. Specify the selected color name and paint number from the paint color swatch at the time of order
OR provide your dealer with a 3" x 3" sample of the selected color for ProVia to match.



HARDWARE


Windows

Double Hung and Slider



Profile™ DA Lock

Casement and Awning



Lock Out Crank Handle

The lock-out feature prevents the handle from closing prematurely while operating the window. The handle can be easily put in the closed position by engaging the lever on the back.

Standard Finishes

White
Beige
Sandstone
Coppertone
NEW Black


Optional Finishes

Antique Brass
Satin Nickel
Flat Bronze

Patio Doors

Signature Hardware
available with
and without keylock

Modern Hardware
with Keylock



Standard Finishes

White
Beige
Sandstone
Black

Optional Finishes

Antique Brass
Bright Brass
Satin Nickel
Aged Bronze

Black Signature Hardware

Modern patio door hardware available in Aged Bronze and Satin Nickel.

INSULATED GLASS (IG) UNITS

LOW-E GLASS

Special coatings reflect infrared light, keeping heat inside in the winter and outside in the summer. They also reflect damaging ultraviolet light, which helps protect interior furnishings from fading.

GAS FILLS

Energy-efficient products have either argon or krypton gases between the panes. These odorless, colorless, non-toxic gases insulate better than regular air.

MULTIPLE PANES

Two or three panes of glass with an air or gas-filled space in the middle, insulate much better than a single pane of glass.

WARM EDGE SPACERS

A spacer keeps the glass panes the correct distance apart. Non-metallic spacers insulate pane edges, reducing heat transfer through the window.

Glass Strength

When ordering glass for windows, you can choose single, double or triple strength glass.

1_x

2.5mm or $\frac{3}{32}$ " panes
Available in annealed only

2_x

3mm or $\frac{1}{8}$ " panes
Available in tempered or annealed

3_x


5mm or $\frac{1}{4}$ " panes
Available in tempered or annealed

SUPER SPACER®

Between You And The Elements


Warm edge technology is more than just a low-conductive product that helps make insulated glass units more thermally efficient. The warm edge spacer is the seal that keeps the glass package in windows and patio doors from failing. Super Spacer is a dual-seal insulating glass system. This non-metal, structural foam spacer resists condensation, reduces energy costs, provides long-life durability and adds both comfort and value to your windows and patio doors.

Super Spacer is better able to ensure NFRC ENERGY STAR® certification by providing the best thermal conductivity, the lowest U-Factor among dual-seal systems and the best durability available in the industry. The all-foam formula blocks the heat escape path, improves sound absorption over traditional metal spacers and lasts up to nine times longer in durability tests than single-seal units. The all-foam formula reduces the effects of temperature changes, barometric pressure, wind load and glazing pressure, resulting in less seal failure and fewer stress cracks.




ENHANCED NOISE REDUCTION

The all-foam formula's excellent sound dampening properties reduce outside noise, even in industrial environments.




MYLAR 10-LAYER VAPOR BARRIER

The Super Spacer thermoset foam matrix is exceptional. Moisture is kept out, gas is kept in and conductivity is virtually nonexistent.




THE NO-METAL ADVANTAGE

Thermal efficiency through no presence of conductive metals is the Super Spacer hallmark.



LASTING APPEARANCE

The Warm Edge Glazing System stands up to the natural bending and bowing from temperature changes, barometric pressure and wind load.



IMPROVED STENGTH

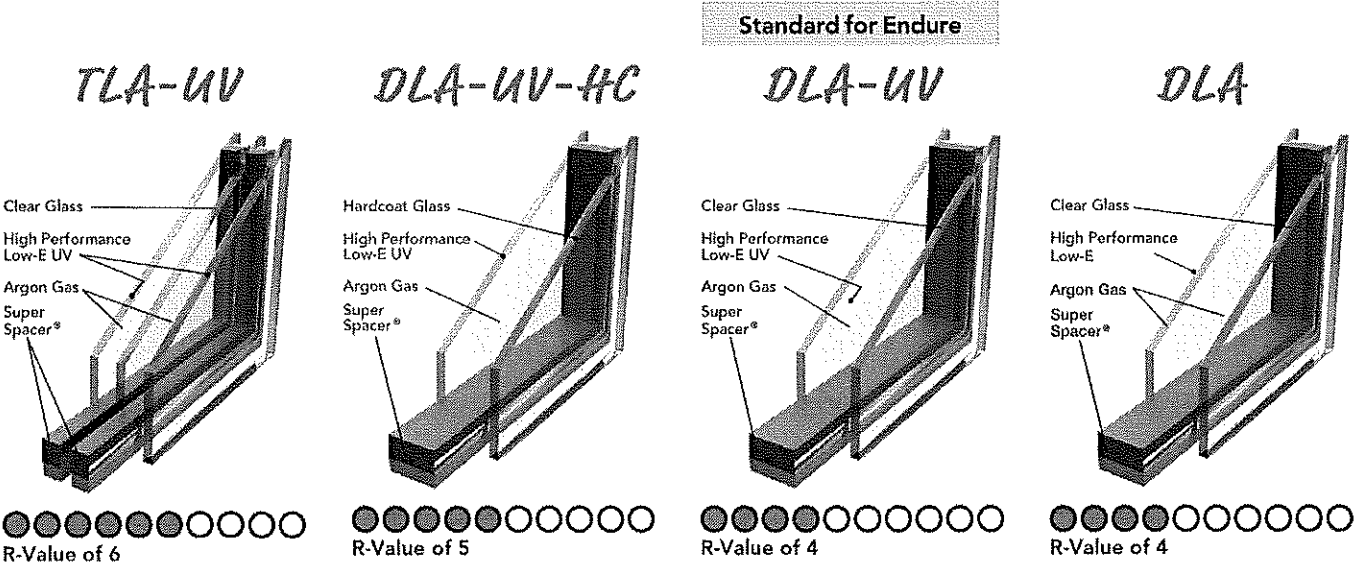
The P-1 test exposes units to 140°, 95-100% humidity and constant UV bombardment. Each week of testing is equal to one year of field use. Super Spacer survives with long term P-1 performance with a low seal failure history.



WARMEST EDGE

Super Spacer provides the warmest edge among dual-seal systems with up to +14.4° F / 8° C warmer temperatures at the edge of the glass.

COMFORTECH™ GLASS PACKAGES



Several other double and triple glazed glass packages are available, including with Krypton Gas (triple glazed only) as well as Hard Coat and Low-E options.

R-Value reflects center of glass data only for a 1" IG unit with double strength glass. Actual values will vary based on the window package chosen.

ENERGY STAR®

There are some important things to note about what makes a window or patio door ENERGY STAR certified.

ENERGY STAR certified windows and patio doors:

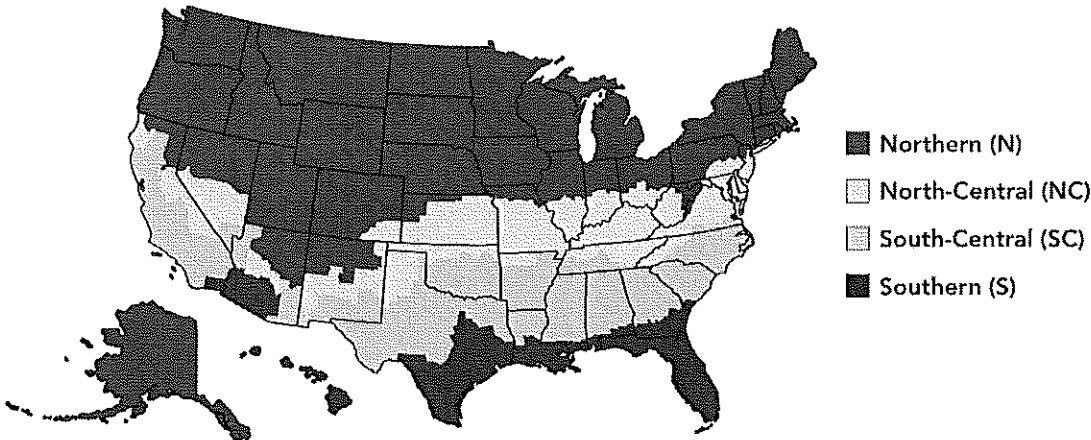
1. Are manufactured by an ENERGY STAR partner
2. Are independently tested, certified and verified by the National Fenestration Rating Council (NFRC)
3. Have NFRC ratings that meet voluntary energy efficiency guidelines set by the U.S. Environmental Protection Agency (EPA)

Though ENERGY STAR does not require any specific technologies, certain product features are common in many certified products.

Visit energystar.gov to learn more.

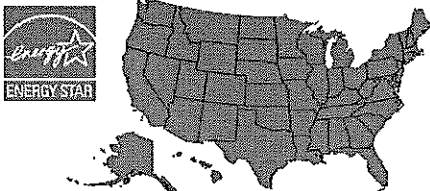
NEW ENERGY STAR 7.0 REQUIREMENTS

Climate Zone	U-Factor	SHGC	
Northern	≤ 0.22	≥ 0.17	Prescriptive
	≤ 0.23	≥ 0.35	Equivalent Energy Performance
	≤ 0.24		
	≤ 0.25		
	≤ 0.26		
North Central	≤ 0.25	≤ 0.40	
South Central	≤ 0.28	≤ 0.23	
Southern	≤ 0.32	≤ 0.23	



UNDERSTANDING THE NFRC LABEL

ENERGY STAR® Certified in Highlighted Regions



energystar.gov/windows **Certified**

NFRC
National Fenestration
Rating Council®
CERTIFIED

Endure
601 - Double Hung
Comfortech TLA-UV
Triple Glaze - Low-E w/Argon
Frame: Vinyl PRD-N-101-00937-00001

ENERGY PERFORMANCE RATINGS

A U-Factor (U.S.I-P)	B Solar Heat Gain Coefficient (SHGC)
0.19	0.18

ADDITIONAL PERFORMANCE RATINGS

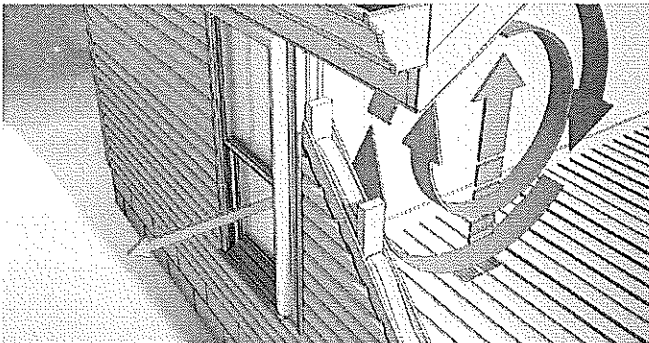
C Visible Transmittance	D Air Infiltration (cfm/ft²)
0.34	≤ 0.3
E Condensation Resistance	—
71	

Manufacturer stipulates that these ratings conform to applicable NFRC procedures for determining whole product performance. NFRC ratings are determined for a fixed set of environmental conditions and a specific product size. NFRC does not recommend any product and does not warrant the suitability of any product for any specific use. Consult manufacturer literature for other product performance information. • www.nfrc.org


- A** **U-Factor** – Insulating value of the entire window system. Lower numbers reflect better insulating value.
- B** **Solar Heat Gain Coefficient (SHGC)** – Amount of heat from the sun passing through the glass. Lower numbers indicate glass is keeping heat from entering your home. SHGC is measured on a scale from 0 to 1.
- C** **Visible Transmittance** – Amount of visible light passing through the glass. Higher numbers indicate glass is allowing more light to enter your home. Visible transmittance is measured on a scale from 0 to 1.
- D** **Air Infiltration** – How much air is entering or escaping through the window. Lower numbers indicate air is kept from entering or escaping.
- E** **Condensation Resistance** – Amount of moisture it takes for glass to condensate when exposed to extreme interior and exterior temperature changes. Higher numbers indicate better resistance to condensation. Condensation resistance is scored on a scale of 0 to 100.

For example purposes only. Numbers will vary based on the window or patio door package chosen.


U-Factor




Solar Heat Gain



Visible Transmittance




Air Infiltration




PRIVACY AND TINT

Privacy Options

Choose from six different types of glass if you need light to filter in, yet want to maintain privacy. These glass styles look great in rooms where privacy is important.




Chinchilla




Taffeta




Waterfall



Gluechip



Obscure Pebble



NEW Frosted


Actual privacy levels will vary depending on your distance from the glass and also the amount of light in the room in comparison to the light outside your home. For extra privacy, contact customer service to add an extra pane of privacy glass to your window or patio door order.

Tint Options

Tinted glass can help reduce UV transmittance, solar heat gain and glare. Tinted glass options can give a room a whole new look, providing its own unique set of benefits. Be sure to choose the right one for your home.



Clear Glass



Bronze

High visible light transmittance
Warm glow to interior décors
Complements brick and stone
Ultraviolet light protection



Green

Subdues interior brightness
High visible light transmittance



Gray

Excellent glare control
Exceptional protection against interior fabric and color fading
Ultraviolet light protection



Blue

Low shading coefficient
High visible light transmittance
Solar performance (reduces solar heat gain)

GRIDS

The style of grids you choose can make a big impact on your home's appearance. Grids look great on the front side of a house or in accent windows throughout the home. You can choose from internal or external grids and several grid patterns including variations of Colonial, Cottage and Prairie styles.


External Grids (Simulated Divided Lites) *Windows only

Grids are applied to the glass on both the interior and exterior of the window. If you decide to get painted windows, choosing SDL's as your grid choice allows the SDL's to be painted to match your exterior window color.




Internal Grids


If you want grids, but prefer not to clean around them, opt for internal grids so you get the same look without the hassle.



Contoured




Flat

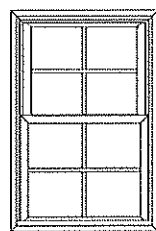


Pencil

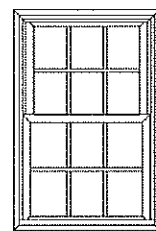
Available in Satin Nickel, Brass and Bronze (for windows only)



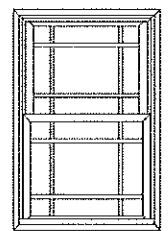
V-Groove
Available in 3/8"






Cottage



Colonial



Prairie



Clinton Co Health Dept

Cal Chikawa (209)221-6741

12/08/2023

Quote

2023 Price
\$71,331

\$/MONTH

WINDOWS 25 DOORS 0

Current Monthly Promotion
\$21,398

25 % OFF PROJECT x

\$3,566 OFF THE PROJECT x


\$21,398
 SAVINGS


Project Investment


\$49,933

\$/MONTH



\$0 DEPOSIT

\$49,933 BALANCE

Payment Options




Quote

Cal Chrisman (859)221-4744

Clinton Co Health Dept


131 Foot Hills Ave

Albany, KY 42602

rSuite PCS


ID#:	ROOM:	IMAGE:	DETAILS:
	all		Misc: Misc, All Unit Miscellaneous charges, General Misc. Charge, Quantity 1,
101	waiting room front		Window: Picture, Base Frame, Exterior Dark Bronze, Interior Dark Bronze Performance Calculator: PG Rating: 50 DP Rating: + 50 / - 50 Glass: All Sash: High Performance SmartSun Glass, No Pattern Grille Style: No Grille Misc: Interior Stop - Finished, Painted dark bronze
108	hands office		Window: Double-Hung (DG), Reverse Cottage 4:3, Flat Sill, Insert Frame, Traditional Checkrail, Exterior Dark Bronze, Interior Dark Bronze Performance Calculator: PG Rating: 40 DP Rating: + 40 / - 40 Glass: All Sash: High Performance SmartSun Glass, No Pattern Hardware: Dark Bronze, Standard Color Recessed Hand Lift Screen: Fiberglass, Full Screen Grille Style: No Grille Misc: Interior Stop - Finished, Painted dark bronze
109	hands office		Window: Double-Hung (DG), Reverse Cottage 4:3, Flat Sill, Insert Frame, Traditional Checkrail, Exterior Dark Bronze, Interior Dark Bronze Performance Calculator: PG Rating: 40 DP Rating: + 40 / - 40 Glass: All Sash: High Performance SmartSun Glass, No Pattern Hardware: Dark Bronze, Standard Color Recessed Hand Lift Screen: Fiberglass, Full Screen Grille Style: No Grille Misc: Interior Stop - Finished, Painted dark bronze

110 exam room 1



Window: Double-Hung (DG) , Reverse Cottage 4:3, Flat Sill, Insert Frame, Traditional Checkrail, Exterior Dark Bronze, Interior Dark Bronze**Performance Calculator:** PG Rating: 40 | DP Rating: + 40 / - 40 **Glass:** All Sash: High Performance SmartSun Glass, No Pattern **Hardware:** Dark Bronze , Standard Color Recessed Hand Lift**Screen:** Fiberglass , Full Screen**Grille Style:** No Grille **Misc:** Interior Stop - Finished , Painted dark bronze

111 exam room 2




Window: Double-Hung (DG) , Reverse Cottage 4:3, Flat Sill, Insert Frame, Traditional Checkrail, Exterior Dark Bronze, Interior Dark Bronze**Performance Calculator:** PG Rating: 40 | DP Rating: + 40 / - 40 **Glass:** All Sash: High Performance SmartSun Glass, No Pattern **Hardware:** Dark Bronze , Standard Color Recessed Hand Lift**Screen:** Fiberglass , Full Screen**Grille Style:** No Grille **Misc:** Interior Stop - Finished , Painted dark bronze

112 exam room 3




Window: Double-Hung (DG) , Reverse Cottage 4:3, Flat Sill, Insert Frame, Traditional Checkrail, Exterior Dark Bronze, Interior Dark Bronze**Performance Calculator:** PG Rating: 40 | DP Rating: + 40 / - 40 **Glass:** All Sash: High Performance SmartSun Glass, No Pattern **Hardware:** Dark Bronze , Standard Color Recessed Hand Lift**Screen:** Fiberglass , Full Screen**Grille Style:** No Grille **Misc:** Interior Stop - Finished , Painted dark bronze

113 vaccines




Window: Double-Hung (DG) , Reverse Cottage 4:3, Flat Sill, Insert Frame, Traditional Checkrail, Exterior Dark Bronze, Interior Dark Bronze**Performance Calculator:** PG Rating: 40 | DP Rating: + 40 / - 40 **Glass:** All Sash: High Performance SmartSun Glass, No Pattern **Hardware:** Dark Bronze , Standard Color Recessed Hand Lift**Screen:** Fiberglass , Full Screen**Grille Style:** No Grille **Misc:** Interior Stop - Finished , Painted dark bronze

114 hands/health ed




Window: Double-Hung (DG) , Reverse Cottage 4:3, Flat Sill, Insert Frame, Traditional Checkrail, Exterior Dark Bronze, Interior Dark Bronze
Performance Calculator: PG Rating: 40 | DP Rating: + 40 / - 40
Glass: All Sash: High Performance SmartSun Glass, No Pattern
Hardware: Dark Bronze , Standard Color Recessed Hand Lift
Screen: Fiberglass , Full Screen
Grille Style: No Grille
Misc: Interior Stop - Finished , Painted dark bronze

115 spare office



Window: Double-Hung (DG) , Reverse Cottage 4:3, Flat Sill, Insert Frame, Traditional Checkrail, Exterior Dark Bronze, Interior Dark Bronze
Performance Calculator: PG Rating: 40 | DP Rating: + 40 / - 40
Glass: All Sash: High Performance SmartSun Glass, No Pattern
Hardware: Dark Bronze , Standard Color Recessed Hand Lift
Screen: Fiberglass , Full Screen
Grille Style: No Grille
Misc: Interior Stop - Finished , Painted dark bronze

116 nurse supervisor office



Window: Double-Hung (DG) , Reverse Cottage 4:3, Flat Sill, Insert Frame, Traditional Checkrail, Exterior Dark Bronze, Interior Dark Bronze
Performance Calculator: PG Rating: 40 | DP Rating: + 40 / - 40
Glass: All Sash: High Performance SmartSun Glass, No Pattern
Hardware: Dark Bronze , Standard Color Recessed Hand Lift
Screen: Fiberglass , Full Screen
Grille Style: No Grille
Misc: Interior Stop - Finished , Painted dark bronze

117 main office



Window: Double-Hung (DG) , Reverse Cottage 4:3, Flat Sill, Insert Frame, Traditional Checkrail, Exterior Dark Bronze, Interior Dark Bronze
Performance Calculator: PG Rating: 40 | DP Rating: + 40 / - 40
Glass: All Sash: High Performance SmartSun Glass, No Pattern
Hardware: Dark Bronze , Standard Color Recessed Hand Lift
Screen: Fiberglass , Full Screen
Grille Style: No Grille
Misc: Interior Stop - Finished , Painted dark bronze

118 main office



Window: Double-Hung (DG) , Reverse Cottage 4:3, Flat Sill, Insert Frame, Traditional Checkrail, Exterior Dark Bronze, Interior Dark Bronze
Performance Calculator: PG Rating: 40 | DP Rating: + 40 / - 40
Glass: All Sash: High Performance SmartSun Glass, No Pattern
Hardware: Dark Bronze , Standard Color Recessed Hand Lift
Screen: Fiberglass , Full Screen
Grille Style: No Grille
Misc: Interior Stop - Finished , Painted dark bronze

119 waiting room front



Window: Picture , Base Frame, Exterior Dark Bronze, Interior Dark Bronze
Performance Calculator: PG Rating: 50 | DP Rating: + 50 / - 50
Glass: All Sash: High Performance SmartSun Glass, No Pattern
Grille Style: No Grille
Misc: Interior Stop - Finished , Painted dark bronze

120 waiting room front



Window: Picture , Base Frame, Exterior Dark Bronze, Interior Dark Bronze
Performance Calculator: PG Rating: 50 | DP Rating: + 50 / - 50
Glass: All Sash: High Performance SmartSun Glass, No Pattern
Grille Style: No Grille
Misc: Interior Stop - Finished , Painted dark bronze

121 waiting room front



Window: Picture , Base Frame, Exterior Dark Bronze, Interior Dark Bronze
Performance Calculator: PG Rating: 50 | DP Rating: + 50 / - 50
Glass: All Sash: High Performance SmartSun Glass, No Pattern
Grille Style: No Grille
Misc: Interior Stop - Finished , Painted dark bronze

122 waiting room front



Window: Picture , Base Frame, Exterior Dark Bronze, Interior Dark Bronze
Performance Calculator: PG Rating: 50 | DP Rating: + 50 / - 50
Glass: All Sash: High Performance SmartSun Glass, No Pattern
Grille Style: No Grille
Misc: Interior Stop - Finished , Painted dark bronze

123 waiting room front



Window: Picture , Base Frame, Exterior Dark Bronze, Interior Dark Bronze
Performance Calculator: PG Rating: 50 | DP Rating: + 50 / - 50
Glass: All Sash: High Performance SmartSun Glass, No Pattern
Grille Style: No Grille
Misc: Interior Stop - Finished , Painted dark bronze

124 waiting room return



Window: Picture , Base Frame, Exterior Dark Bronze, Interior Dark Bronze
Performance Calculator: PG Rating: 50 | DP Rating: + 50 / - 50
Glass: All Sash: High Performance SmartSun Glass, No Pattern
Grille Style: No Grille
Misc: Interior Stop - Finished , Painted dark bronze

125 waiting room return



Window: Picture , Base Frame, Exterior Dark Bronze, Interior Dark Bronze
Performance Calculator: PG Rating: 50 | DP Rating: + 50 / - 50
Glass: All Sash: High Performance SmartSun Glass, No Pattern
Grille Style: No Grille
Misc: Interior Stop - Finished , Painted dark bronze

126 waiting room return



Window: Picture , Base Frame, Exterior Dark Bronze, Interior Dark Bronze
Performance Calculator: PG Rating: 50 | DP Rating: + 50 / - 50
Glass: All Sash: High Performance SmartSun Glass, No Pattern
Grille Style: No Grille
Misc: Interior Stop - Finished , Painted dark bronze

127 waiting room return



Window: Picture , Base Frame, Exterior Dark Bronze, Interior Dark Bronze
Performance Calculator: PG Rating: 50 | DP Rating: + 50 / - 50
Glass: All Sash: High Performance SmartSun Glass, No Pattern
Grille Style: No Grille
Misc: Interior Stop - Finished , Painted dark bronze

128 waiting room front



Window: Picture , Base Frame, Exterior Dark Bronze, Interior Dark Bronze
Performance Calculator: PG Rating: 50 | DP Rating: + 50 / - 50
Glass: All Sash: High Performance SmartSun Glass, No Pattern
Grille Style: No Grille
Misc: Interior Stop - Finished , Painted dark bronze

129 waiting room front



Window: Picture , Base Frame, Exterior Dark Bronze, Interior Dark Bronze**Performance Calculator:** PG Rating: 50 | DP
Rating: + 50 / - 50 **Glass:** All Sash: High Performance SmartSun Glass, No Pattern **Grille Style:** No Grille **Misc:**
Interior Stop - Finished , Painted dark bronze

130 waiting room front



Window: Picture , Base Frame, Exterior Dark Bronze, Interior Dark Bronze**Performance Calculator:** PG Rating: 50 | DP
Rating: + 50 / - 50 **Glass:** All Sash: High Performance SmartSun Glass, No Pattern **Grille Style:** No Grille **Misc:**
Interior Stop - Finished , Painted dark bronze

131 waiting room front



Window: Picture , Base Frame, Exterior Dark Bronze, Interior Dark Bronze**Performance Calculator:** PG Rating: 50 | DP
Rating: + 50 / - 50 **Glass:** All Sash: High Performance SmartSun Glass, No Pattern **Grille Style:** No Grille **Misc:**
Interior Stop - Finished , Painted dark bronze

WINDOWS: 25 PATIO DOORS: 0 ENTRY DOORS: 0 SPECIALTY: 0 MISC: 1

UPDATED: 12/08/23

Lake Cumberland District Health Department Grant Application

Foothills Community Based Interventions

132 Foothills Ave, Albany KY 42602

Recovery Community Center

Date of Submission: 12/29/2023

Samantha Simmons

606-343-0216

ssimmons@cbiky.org

Project Abstract

Foothills Community Based Interventions is requesting \$25,000 in project support to establish and create a recovery community center in Clinton County. This recovery community center would primarily serve individuals in the community ages 18 and older that are in need of support for their substance use recovery or addiction treatment. Substance use recovery can be difficult to establish and maintain in a community with more barriers than support and resources, which is why the creation of this type of center would greatly benefit members of our community. Funding will support the establishment of a community more conducive to the support and maintenance of substance use recovery. Additionally, it will aid in the building of recovery capital to help individuals decrease stigma and barriers for people that deserve a chance at living a life that yields connection and contribution.

Statement of Need

The service area is Clinton County, located in southern Kentucky along the Tennessee line at the foothills of the Appalachia. We are an area that has been greatly affected by the opioid crisis and other substances. We also suffer from generational poverty and a lack of employment opportunities for the re-entry population. According to the data from the National Center of Health Statistics, Kentucky had the third highest drug overdose fatality rate in the country in 2015. Unfortunately, the drug overdose numbers have continued to rise since 2015. Drug Arrest according to the data source of the KY State Police Annual Reports and the BI Uniform Crime Reports - Clinton County 4,374; Clinton County is the 8th highest county in Kentucky.

Overview of the service area:

	Clinton County	Kentucky
Population	10,218	20,333
Per Capita Income	\$20,235	\$26,948
Drug Charges	4,374	2,407
Unemployment	4.3%	5.2%
Children living in deep poverty	16%	11%
High School Graduation	76%	86%

Drug Overdose Deaths	57.7	46.2
----------------------	------	------

Information from Kentucky Health Facts: Annie C. Casey Foundation; KY State Police; ARC SUD Over Dosing Tool

Our region has been hit hard by Substance Abuse Disorders including the opioid crisis. In 2017, more than 1,500 Kentuckians died from Opioid abuse. According to the data from the Cabinet for Health and Family Services, the NAS rate for the Lake Cumberland region in 2016 was 34.7 per 1,000 live births, making it the 4th most severe region in the state, and well above the state average of 23.3. According to the CDC, Clinton County is in the top 5% of at risk counties in the nation in terms of being at risk of an HIV/Hep C outbreak, with Clinton being ranked 11th in the nation. There are limited resources here to access, with very few options for public transportation, and no inpatient or residential treatment options in these two counties.

Target Population

The target population will be anyone who is 18 years and older, who resides in Clinton County, and that is in recovery from, or in need of treatment for, a Substance Abuse Disorder.

Program Description

The creation of a recovery community center would aim to help individuals that are working to maintain or establish sobriety from substance use addiction. Having access to recovery based resources in a centralized location would help individuals to build recovery capital at the community level. Examples of recovery capital that would be made available to individuals in the community include (but are not limited to) the following: workplace skill building workshops such as interview and resume skills, access to resources and connections for ensuring basic needs, harm reduction supplies such as narcan and fentanyl test strips, access to a business center, fellowship with other individuals in the recovery community, peer support, and new location for self help group meetings such as AA/NA. These resources would be made available to the community as a whole, not just clients of our agency.

Staff from the Albany Community Based Interventions location will assist in the maintenance of the recovery community center in the space adjacent to office space that is currently in operation. It is the hope of our staff that making a recovery community center will help improve the lives of the individuals in our area that have had difficulty finding a network of people that create an environment conducive to establishing and maintaining substance free lives. The current lack of positive community support related to recovery continues to reproduce stigma and create barriers for people that deserve a better chance at living a life that yields connection and contribution

without retribution. This is our hope with the creation of a recovery community center in Clinton County.

Goals, Objectives, Timeline

The goals of creating a recovery community center are as follows:

1. Establish a centralized location for community resources and support for individuals in the recovery community within a month of receiving funds.
 - a. Revive space allotted for the recovery community center by adding necessary furniture, tables, and seating.
 - b. Assemble and compile resources relevant to individuals in recovery and create a display.
2. Develop workshop curriculum related to recovery capital skills.
 - a. Cultivate staff partnership in creating and delegating workshop leadership.
 - b. Create and implement a biweekly workshop schedule.
3. Decrease barriers in the community related to substance use recovery.
 - a. Advertise availability for connection and resources within the recovery community center.
 - b. Provide access to pertinent recovery resources.
4. Increase recovery support in the community that is available to all people in recovery.
 - a. Create a position for a Peer Support Specialist.
 - b. Allow for visitors and the utilization of the recovery community center Monday-Friday, 8am-4pm.
 - c. Provide space for self-help meetings.
 - d. Generate more opportunity for treatment and support.

Detailed Budget Narrative

Cost Category	LCDHD	COST SHARE	TOTAL
Training for staff in the areas of mental health/substance abuse/recovery, including evidenced based programming	3,000	2,000	5,000.00
Barrier removal funds for clients- money to assists clients in acquiring basic needs- including, but not limited to food, clothing, shelter, utilities, and transportation.	3,000	1,000	4,000.00

Supplies for IOP clients/recovery center participants (i.e. snacks, coffee, water, hygiene items)	1,000		1,000.00
Mileage reimbursement for CBI staff transporting clients using company vehicles.	1,000	1,000	2,000.00
Personnel- 25% of therapist duties dedicated to Recovery Center coordination @ 40,000/year	10,000	0	10,000.00
Office Supplies- including paper, pens, files, labels, paper towels, toilet paper, recovery literature etc.	2,000	0	2,000.00
Computer /Television for Recovery Center	2,000	0	2,000.00
Advertising/Marketing	1,000		1,000
Furniture for Recovery Center	2,000	0	2,000.00
500 per month for space for 12 months 6,000.00 in-kind.		6,000	6,000.00
Utility/Miscellaneous expenses of space being utilized for recovery center (i.e. water, electric, internet, garbage)		2,500	2,500
TOTAL	25,000	12,500	37,500

Evaluation

Since the main goal of the recovery community center is to provide a place for people in recovery to find support/connection/resources, our primary evaluation tool will be recording daily foot traffic. By keeping a record of total daily participants, we will be able to track the rate of utilization of the recovery community center and adjust services as needed to better serve the community. Additionally, surveys that record perceived helpfulness of available resources may also be taken into account periodically for improvement of program purposes.

December 22, 2023

Clinton County Board of Health
131 Foothills Avenue
Albany, KY 42602

To Whom It May Concern:

As part of the University of Kentucky Cooperative Extension Service, staff at the Clinton County Extension Office are committed to addressing issues identified in the Community Health Improvement Plan. It is an honor for our staff to partner with and support Community Based Interventions (CBI) in their efforts to fight drug addiction in our community. Community Based Interventions is an established mental health/substance abuse treatment center in our area and they hope to continue growing to offer as many services as possible at the local level. Our staff are currently involved with CBI by partnering on several community health and wellness programs and most recently by offering nutrition classes to the participants in their Intensive Outpatient Program (IOP) for adults with substance use disorders. We hope to continue this partnership to address mental health as well as educate as many people as possible about the importance of nutrition in the recovery process.

Sincerely,

April Speck
Chair, Clinton County Extension District Board2601 Business Hwy 127 North | Albany, KY 42602 | P: 606-387-5404 | F: 606-387-4380 | clinton.ca.uky.edu**Cooperative
Extension Service**Agriculture and Natural Resources
Family and Consumer Sciences
4-H Youth Development
Community and Economic Development**MARTIN-GATTON COLLEGE OF AGRICULTURE, FOOD AND ENVIRONMENT**

Educational programs of Kentucky Cooperative Extension serve all people regardless of economic or social status and will not discriminate on the basis of race, color, ethnic origin, national origin, creed, religion, political belief, sex, sexual orientation, gender identity, gender expression, pregnancy, marital status, genetic information, age, veteran status, physical or mental disability or reprisal or retaliation for prior civil rights activity. Reasonable accommodation of disability may be available with prior notice. Program information may be made available in languages other than English. University of Kentucky, Kentucky State University, U.S. Department of Agriculture, and Kentucky Counties, Cooperating.

Lexington, KY 40506

Disabilities
accommodated
with prior notification.

**Lake Cumberland District Health Department
Local Support Determinations for FY 2024-2025
Clinton County Public Health Taxing District**

0 From 2023 Property Tax Assessment

	Total Property Subject to Taxation	Real Property Subject to Taxation	Personal Property Subject to Taxation	Motor Vehicle Property Subject to Taxation
F - Real Estate	423,993,446	423,993,446		
G - Tangible Personal	27,874,720		27,874,720	
H - PS Real Estate - Effective	4,715,947	4,715,947		
I - PS Tangible - Effective	34,000,437		34,000,437	
J - Distilled Spirits	0			
M - Motor Vehicles	75,511,042			75,511,042
N - Watercraft	12,177,146		12,177,146	
Aircraft	0		0	
Watercraft (Non-Commercial)	5,976,235		5,976,235	
Inventory in Transit	1,759,078		1,759,078	
Total	586,008,051	428,709,393	81,787,616	75,511,042
Tax Base (Total Divided by 100)	5,860,081	4,287,094	817,876	755,110
Tax Rate		\$ 0.0350	\$ 0.0350	\$ 0.0350
Total Projected Tax (Tax Base * Tax Rate)	205,103	150,048	28,626	26,429
Required Support @ .028	164,082	120,039	22,901	21,143
Tax Support for Land,Building & Equipment	41,021	30,010	5,725	5,286
Tax Projections @ 95% Collection Rate				
Real Property Projections	142,546			
Tangible Personal Property Projections	27,194			
Motor Vehicle Projections	25,107			
Total	194,848			

**Lake Cumberland District Health Department
Local Support Determinations for FY 2024-2025
Clinton County Public Health Taxing District**

0 From 2023 Property Tax Assessment

	Total Property Subject to Taxation	Real Property Subject to Taxation	Personal Property Subject to Taxation	Motor Vehicle Property Subject to Taxation
F - Real Estate	423,993,446	423,993,446		
G - Tangible Personal	27,874,720		27,874,720	
H - PS Real Estate - Effective	4,715,947	4,715,947		
I - PS Tangible - Effective	34,000,437		34,000,437	
J - Distilled Spirits	0			
M - Motor Vehicles	75,511,042			75,511,042
N - Watercraft	12,177,146		12,177,146	
Aircraft	0		0	
Watercraft (Non-Commercial)	5,976,235		5,976,235	
Inventory in Transit	1,759,078		1,759,078	
Total	586,008,051	428,709,393	81,787,616	75,511,042
Tax Base (Total Divided by 100)	5,860,081	4,287,094	817,876	755,110
Tax Rate		\$ 0.0360	\$ 0.0360	\$ 0.0360
Total Projected Tax (Tax Base * Tax Rate)	210,963	154,335	29,444	27,184
Required Support @ .028	164,082	120,039	22,901	21,143
Tax Support for Land,Building & Equipment	46,881	34,297	6,543	6,041
Tax Projections @ 95% Collection Rate				
Real Property Projections	146,619			
Tangible Personal Property Projections	27,971			
Motor Vehicle Projections	25,825			
Total	200,415			

**Lake Cumberland District Health Department
Local Support Determinations for FY 2024-2025
Clinton County Public Health Taxing District**

0 From 2023 Property Tax Assessment

	Total Property Subject to Taxation	Real Property Subject to Taxation	Personal Property Subject to Taxation	Motor Vehicle Property Subject to Taxation
F - Real Estate	423,993,446	423,993,446		
G - Tangible Personal	27,874,720		27,874,720	
H - PS Real Estate - Effective	4,715,947	4,715,947		
I - PS Tangible - Effective	34,000,437		34,000,437	
J - Distilled Spirits	0			
M - Motor Vehicles	75,511,042			75,511,042
N - Watercraft	12,177,146		12,177,146	
Aircraft	0		0	
Watercraft (Non-Commercial)	5,976,235		5,976,235	
Inventory in Transit	1,759,078		1,759,078	
Total	586,008,051	428,709,393	81,787,616	75,511,042
Tax Base (Total Divided by 100)	5,860,081	4,287,094	817,876	755,110
Tax Rate		\$ 0.0370	\$ 0.0370	\$ 0.0370
Total Projected Tax (Tax Base * Tax Rate)	216,823	158,622	30,261	27,939
Required Support @ .028	164,082	120,039	22,901	21,143
Tax Support for Land,Building & Equipment	52,741	38,584	7,361	6,796
Tax Projections @ 95% Collection Rate				
Real Property Projections	150,691			
Tangible Personal Property Projections	28,748			
Motor Vehicle Projections	26,542			
Total	205,982			

WORKSHEET FOR CERTIFICATION ASSESSMENT FOR LOCAL GOVERNMENT

CLASS OF PROPERTY

REAL ESTATE, TANGIBLE PERSONALTY, PUBLIC SERVICE AND DISTILLED SPIRITS

A 2022 Assessment of Adjusted Property At Full Rates			469,448,655
Net Change in	2023	54,009,391	
B 2023 Homestead Exemptions	2022	48,474,700	5,534,691
C 2022 Adjusted Tax Base			463,913,964
D 2023 Net Assessment Growth			26,670,586
E 2023 Total Valuation of Adjusted Property at Full Rates			490,584,550
	Property Subject to Taxation 2022	Net Assessment Growth	Property Subject to Taxation 2023
F Real Estate	\$403,754,993	25,773,144	\$423,993,446
G Tangible Personality	30,282,636	(2,407,916)	27,874,720
H P.S. Co-Real Estate-Effective	4,086,467	629,480	4,715,947 *
P.S. Co.-Real Estate-100%	4,086,467	629,480	4,715,947 *
I P.S. Co.-Tang.-Effective	31,324,559	2,675,878	34,000,437 *
P.S. Co.-Tang.-100%	33,786,456	2,987,505	36,773,961 *
J Distilled Spirits	-	-	-
K Electric Plant Board	-	-	-
L Insurance Shares	-	-	-
M Motor Vehicles - Includes Public Service Motor Vehicles	70,008,762		75,511,042
N Watercraft	10,628,290		12,177,146
Net New Property: PVA Real Estate			6,401,692
P. S. Co. Real Estate-Effective			629,480 *
Unmined Coal			-
Tobacco in Storage			-
Other Agricultural Products			-

The following tangible items are not included in line G. Aircraft and watercraft assessment may be taxed or exempted at your option. Inventory in transit may be taxed only by special districts.


Aircraft(Recreational & Non-Commercial)	-
Watercraft(Non-Commercial)	5,976,235
Inventory in transit	1,759,078

2022 R. E. Exonerations & Refunds	968,400	
2022 Tangible Exonerations & Refunds	-	+
* Estimated Assessment		
+ Increase Exonerations		

I, Thomas S. Crawford, Executive Director, Office of Property Valuation, certify that the above total is the equalized assessment of the different classes of property and the total assessment of CLINTON County as made by the Office of Property Valuation for 2023, subject to any increases or decreases that may hereafter be made as a result of the appeals to the Kentucky Board of Tax Appeals.

Witness my hand this

7/19/23



Thomas S. Crawford, Executive Director
Office of Property Valuation
Finance and Administration Cabinet

Taxing District	Tax Rate	Year	Revenues	Expenditures	Net Income/Loss	Bank Account Balance	Percentage of Increase/Decrease	Percentage of Annual Expenses Covered by Tax Revenue	Percentage of Annual Expenses in Excess of Tax Revenue	Bldg. Sq. Ft	Construction Cost @ \$215.00	Construction Cost/10	% of Reserve Need
Adair	\$0.030	2015	\$ 221,362.30	\$ 208,321.80	\$ 13,040.50	\$ 242,022.47		100%	0%				
		2016	\$ 218,981.12	\$ 217,606.52	\$ 1,374.60	\$ 243,397.07	1%	100%	0%				
		2017	\$ 222,565.64	\$ 234,928.07	\$ (12,362.43)	\$ 231,034.64	-5%	95%	5%				
		2018	\$ 220,562.72	\$ 224,692.31	\$ (4,129.59)	\$ 226,905.05	-2%	98%	2%				
		2019	\$ 235,684.82	\$ 228,131.59	\$ 7,553.23	\$ 234,458.28	3%	100%	0%				
		2020	\$ 230,547.22	\$ 242,645.76	\$ 13,040.50	\$ 222,359.74	-5%	95%	5%				
		2021	\$ 250,503.94	\$ 230,902.76	\$ 19,601.18	\$ 241,960.92	8%	100%	0%				
		2022	\$ 262,493.71	\$ 286,652.56	\$ (24,158.85)	\$ 217,802.07	-11%	92%	8%				
		2023	\$ 280,143.34	\$ 260,254.69	\$ 19,888.65	\$ 237,690.72	8%	100%	0%	11,347	\$ 2,439,605.00	\$ 243,960.50	97%
		μ	\$ 238,093.87	\$ 237,126.23	\$ 967.64	\$ 233,070.11							
Casey	\$0.035	2015	\$ 261,373.84	\$ 200,095.03	\$ 61,278.81	\$ 553,169.90		100%	0%				
		2016	\$ 269,572.29	\$ 178,972.13	\$ 90,600.16	\$ 643,770.06	14%	100%	0%				
		2017	\$ 273,914.44	\$ 191,024.91	\$ 82,889.53	\$ 726,659.59	11%	100%	0%				
		2018	\$ 273,696.22	\$ 196,947.43	\$ 76,748.79	\$ 803,408.38	10%	100%	0%				
		2019	\$ 318,449.10	\$ 193,730.40	\$ 124,718.70	\$ 928,127.08	13%	100%	0%				
		2020	\$ 290,159.99	\$ 592,677.42	\$ (302,517.43)	\$ 625,609.65	-48%	49%	51%				
		2021	\$ 318,000.30	\$ 633,074.82	\$ (315,074.52)	\$ 310,535.13	-101%	50%	50%				
		2022	\$ 285,836.56	\$ 210,858.45	\$ 74,978.11	\$ 385,513.24	19%	100%	0%				
		2023	\$ 281,925.16	\$ 226,948.11	\$ 54,977.05	\$ 440,490.29	12%	100%	0%	4,579	\$ 984,485.00	\$ 98,448.50	447%
		μ	\$ 285,880.88	\$ 291,592.08	\$ (5,711.20)	\$ 601,920.37							
Clinton	\$0.035	2015	\$ 163,111.64	\$ 140,070.60	\$ 23,041.04	\$ 234,141.36		100%	0%				
		2016	\$ 170,384.82	\$ 149,560.36	\$ 20,824.46	\$ 254,965.82	8%	100%	0%				
		2017	\$ 172,093.31	\$ 145,559.99	\$ 26,533.32	\$ 281,499.14	9%	100%	0%				
		2018	\$ 167,752.72	\$ 171,341.49	\$ (3,588.77)	\$ 277,910.37	-1%	98%	2%				
		2019	\$ 186,702.76	\$ 175,151.12	\$ 11,551.64	\$ 289,462.01	4%	100%	0%				
		2020	\$ 177,132.49	\$ 164,387.96	\$ 12,744.53	\$ 302,206.54	4%	100%	0%				
		2021	\$ 181,532.19	\$ 154,214.78	\$ 27,317.41	\$ 329,523.95	8%	100%	0%				
		2022	\$ 204,362.10	\$ 164,264.64	\$ 40,097.46	\$ 369,621.41	11%	100%	0%				
		2023	\$ 192,716.93	\$ 171,859.40	\$ 20,857.53	\$ 390,478.94	5%	100%	0%	5,351	\$ 1,150,465.00	\$ 115,046.50	339%
		μ	\$ 179,532.11	\$ 159,601.15	\$ 19,930.96	\$ 303,312.17							
Cumberland	\$0.035	2015	\$ 117,208.75	\$ 96,586.60	\$ 20,622.15	\$ 140,929.52		100%	0%				
		2016	\$ 122,373.28	\$ 118,901.32	\$ 3,471.96	\$ 144,401.48	2%	100%	0%				
		2017	\$ 123,778.01	\$ 143,003.58	\$ (19,225.57)	\$ 125,175.91	-15%	87%	13%				
		2018	\$ 126,050.13	\$ 132,076.09	\$ (6,025.96)	\$ 119,149.95	-5%	95%	5%				
		2019	\$ 127,976.42	\$ 111,817.78	\$ 16,158.64	\$ 135,308.59	12%	100%	0%				
		2020	\$ 129,122.48	\$ 126,822.01	\$ 2,300.47	\$ 137,609.06	2%	100%	0%				
		2021	\$ 149,759.82	\$ 126,308.56	\$ 23,451.26	\$ 161,060.32	15%	100%	0%				
		2022	\$ 148,221.12	\$ 125,977.48	\$ 22,243.64	\$ 183,303.96	12%	100%	0%				
		2023	\$ 163,779.22	\$ 133,966.53	\$ 29,812.69	\$ 213,116.65	14%	100%	0%	6,440	\$ 1,384,600.00	\$ 138,460.00	154%
		μ	\$ 134,252.14	\$ 123,939.99	\$ 10,312.14	\$ 151,117.27							
Green	\$0.034	2015	\$ 145,982.64	\$ 126,382.41	\$ 19,600.23	\$ 166,779.51		100%	0%				
		2016	\$ 149,910.61	\$ 127,673.72	\$ 22,236.89	\$ 189,016.40	12%	100%	0%				
		2017	\$ 143,692.46	\$ 132,194.83	\$ 11,497.63	\$ 200,514.03	6%	100%	0%				
		2018	\$ 165,539.78	\$ 152,169.86	\$ 13,369.92	\$ 213,883.95	6%	100%	0%				
		2019	\$ 160,566.04	\$ 139,953.23	\$ 20,612.81	\$ 234,496.76	9%	100%	0%				
		2020	\$ 159,559.82	\$ 187,219.47	\$ (27,659.65)	\$ 206,837.11	-13%	85%	15%				
		2021	\$ 186,098.36	\$ 152,898.09	\$ 33,200.27	\$ 240,037.38	14%	100%	0%				
		2022	\$ 186,594.67	\$ 164,976.18	\$ 21,618.49	\$ 261,655.87	8%	100%	0%				
		2023	\$ 193,735.49	\$ 192,979.54	\$ 755.95	\$ 262,411.82	0%	100%	0%	6,715	\$ 1,443,725.00	\$ 144,372.50	182%
		μ	\$ 165,742.21	\$ 152,938.59	\$ 12,803.62	\$ 219,514.76							

Taxing District	Tax Rate	Year	Revenues	Expenditures	Net Income/Loss	Bank Account Balance	Percentage of Increase/Decrease	Percentage of Annual Expenses Covered by Tax Revenue	Percentage of Annual Expenses in Excess of Tax Revenue	Bldg. Sq. Ft	Construction Cost @ \$215.00	Construction Cost/10	% of Reserve Need
McCreary	\$0.040	2015	\$ 196,835.96	\$ 151,420.18	\$ 45,415.78	\$ 397,987.27		100%	0%				
		2016	\$ 195,250.85	\$ 188,962.06	\$ 6,288.79	\$ 404,276.06	2%	100%	0%				
		2017	\$ 195,363.46	\$ 154,919.22	\$ 40,444.24	\$ 444,720.30	9%	100%	0%				
		2018	\$ 200,555.23	\$ 179,116.53	\$ 21,438.70	\$ 466,159.00	5%	100%	0%				
		2019	\$ 231,978.73	\$ 204,619.27	\$ 27,359.46	\$ 493,518.46	6%	100%	0%				
		2020	\$ 214,427.70	\$ 181,312.46	\$ 33,115.24	\$ 526,633.70	6%	100%	0%				
		2021	\$ 233,044.03	\$ 212,000.75	\$ 21,043.28	\$ 547,676.98	4%	100%	0%				
		2022	\$ 244,150.68	\$ 192,261.05	\$ 51,889.63	\$ 599,566.61	9%	100%	0%				
		2023	\$ 254,205.14	\$ 223,531.89	\$ 30,673.25	\$ 630,239.86	5%	100%	0%	14,350	\$ 3,085,250.00	\$ 308,525.00	204%
		μ	\$ 218,423.53	\$ 187,571.49	\$ 30,852.04	\$ 501,197.58							
Pulaski	\$0.030	2015	\$ 1,185,553.54	\$ 1,144,846.29	\$ 40,707.25	\$ 608,494.26		100%	0%				
		2016	\$ 1,183,571.71	\$ 1,159,188.62	\$ 24,383.09	\$ 632,877.35	4%	100%	0%				
		2017	\$ 1,249,375.16	\$ 1,171,924.09	\$ 77,451.07	\$ 710,328.42	11%	100%	0%				
		2018	\$ 1,271,483.66	\$ 1,216,336.91	\$ 55,146.75	\$ 765,475.17	7%	100%	0%				
		2019	\$ 1,307,727.56	\$ 1,347,209.84	\$ (39,482.28)	\$ 725,992.89	-5%	97%	3%				
		2020	\$ 1,273,734.36	\$ 1,278,008.51	\$ (4,274.15)	\$ 721,718.74	-1%	100%	0%				
		2021	\$ 1,376,129.04	\$ 1,311,442.65	\$ 64,686.39	\$ 786,405.13	8%	100%	0%				
		2022	\$ 1,498,347.68	\$ 1,375,812.62	\$ 122,535.06	\$ 908,940.19	13%	100%	0%				
		2023	\$ 1,604,328.07	\$ 1,486,808.99	\$ 117,519.08	\$ 1,026,459.27	11%	100%	0%	22,307	\$ 4,796,005.00	\$ 479,600.50	214%
		μ	\$ 1,327,805.64	\$ 1,276,842.06	\$ 50,963.58	\$ 765,187.94							
Russell	\$0.045	2015	\$ 471,725.84	\$ 479,033.98	\$ (7,308.14)	\$ 395,613.43		98%	2%				
		2016	\$ 473,420.18	\$ 481,538.14	\$ (8,117.96)	\$ 387,495.47	-2%	98%	2%				
		2017	\$ 491,375.03	\$ 482,151.19	\$ 9,223.84	\$ 396,719.31	2%	100%	0%				
		2018	\$ 495,178.84	\$ 490,691.32	\$ 4,487.52	\$ 401,206.83	1%	100%	0%				
		2019	\$ 523,462.30	\$ 491,611.34	\$ 31,850.96	\$ 433,057.79	7%	100%	0%				
		2020	\$ 516,452.16	\$ 500,290.91	\$ 16,161.25	\$ 449,219.04	4%	100%	0%				
		2021	\$ 556,433.07	\$ 514,632.68	\$ 41,800.39	\$ 491,019.43	9%	100%	0%				
		2022	\$ 582,066.30	\$ 536,018.47	\$ 46,047.83	\$ 537,067.26	9%	100%	0%				
		2023	\$ 623,505.81	\$ 573,870.08	\$ 49,635.73	\$ 586,702.99	8%	100%	0%	16,125	\$ 3,466,875.00	\$ 346,687.50	169%
		μ	\$ 525,957.73	\$ 505,537.57	\$ 20,420.16	\$ 453,122.39							
Taylor	\$0.0325	2015	\$ 553,598.18	\$ 638,207.21	\$ (84,609.03)	\$ 256,094.86		87%	13%				
		2016	\$ 465,873.17	\$ 409,707.90	\$ 56,165.27	\$ 312,260.13	18%	100%	0%				
		2017	\$ 452,101.52	\$ 428,166.41	\$ 23,935.11	\$ 336,195.24	7%	100%	0%				
		2018	\$ 467,301.55	\$ 444,029.00	\$ 23,272.55	\$ 359,467.79	6%	100%	0%				
		2019	\$ 507,928.25	\$ 448,155.85	\$ 59,772.40	\$ 419,240.19	14%	100%	0%				
		2020	\$ 461,828.15	\$ 453,141.06	\$ 8,687.09	\$ 427,927.28	2%	100%	0%				
		2021	\$ 523,769.81	\$ 448,007.05	\$ 75,762.76	\$ 503,690.04	15%	100%	0%				
		2022	\$ 574,632.57	\$ 474,951.27	\$ 99,681.30	\$ 603,371.34	17%	100%	0%				
		2023	\$ 583,292.51	\$ 517,236.47	\$ 66,056.04	\$ 669,427.38	10%	100%	0%	12,330	\$ 2,650,950.00	\$ 265,095.00	253%
		μ	\$ 510,036.19	\$ 473,511.36	\$ 36,524.83	\$ 431,963.81							
Wayne	.035 Real Personal .03 Motor	2015	\$ 256,598.90	\$ 278,343.61	\$ (21,744.71)	\$ 100,610.37		92%	8%				
		2016	\$ 257,240.84	\$ 258,597.18	\$ (1,356.34)	\$ 99,254.03	-1%	99%	1%				
		2017	\$ 267,502.21	\$ 267,598.01	\$ (95.80)	\$ 99,158.23	0%	100%	0%				
		2018	\$ 270,796.59	\$ 261,519.07	\$ 9,277.52	\$ 108,435.75	9%	100%	0%				
		2019	\$ 277,360.66	\$ 265,265.77	\$ 12,094.89	\$ 120,530.64	10%	100%	0%				
		2020	\$ 312,577.75	\$ 287,442.68	\$ 25,135.07	\$ 145,665.71	17%	100%	0%				
		2021	\$ 332,107.17	\$ 280,790.93	\$ 51,316.24	\$ 196,981.95	26%	100%	0%				
		2022	\$ 336,652.00	\$ 296,895.17	\$ 39,756.83	\$ 236,738.78	17%	100%	0%				
		2023	\$ 357,265.35	\$ 325,819.24	\$ 31,446.11	\$ 268,184.89	12%	100%	0%	11,332	\$ 2,436,380.00	\$ 243,638.00	110%
		μ	\$ 296,455.72	\$ 280,252.41	\$ 16,203.31	\$ 152,840.04							