

McCreary County Board of Health

Annual Meeting

February 13, 2018

Welcome- Terry Lawson, Chairman

Approval of Minutes

Old Business

New Business

Electing New District Officers

Tax Rate

Proposals

Budget

Comments- Shawn Crabtree, Director

Needle Exchange Update

Tracy Aaron, Health Education

Closing Remarks

**McCreary County Board of Health
Annual Board Meeting
February 21, 2017**

MEMBERS PRESENT

Terry Lawson, Chairman
Allan Chapman, Treasurer
Dr. Steve McKinley
Rosalie Wright
Sue Singleton
Azalie Egnew
John Sandidge
Martha Johnson
Rita Wright

MEMBERS ABSENT

Doug Stephens, Judge Exec.
JM Burgess, M.D.
Grady Wilson

OTHERS PRESENT

Shawn Crabtree, Director
Leah Jasper
Kimberly Tucker
Jeanne Gaskin
Tracy Aaron
Samantha Sexton
Cindy Phillips
Sean Thompson
Braxton King
Roger Owens

WELCOME

The McCreary County Board of Health annual meeting was held on February 21, 2017 at 12:00 p.m. in the conference room of the McCreary County Health Department. There was a quorum present. Terry Lawson called the meeting to order.

APPROVAL OF MINUTES

Terry Lawson asked for a motion not to read the minutes from the previous year as they have already been reviewed through email. Rosalie Wright made a motion with a second by John Sandidge. Terry Lawson then asked for a motion to approve minutes. Allan Chapman made a motion with a second by Martha Johnson. **The motion passed unanimously.**

OLD BUSINESS

Shawn Crabtree thanked the members for attending the Special Called Meeting on January 12, 2017 for the statewide boards of health regarding Public Health 3.0. He explained that they intend to have approximately three meetings per year that can be watched from home. He suggested that the board appointment a liaison to watch and give updates in regards to future statewide board meetings. Terry Lawson volunteered.

In 2003 LCDHD put a program back in place to honor and recognize excellent service by the individual county health departments to their individual communities. The annual "County of Excellence" award has been presented each year since, but 2016 is the first time that the McCreary County Health

Department and its staff have been recognized with the honor. The winning county's department is awarded the prize based on scoring for a variety of quality and performance measures, according to LCDHD. Those measures include things like productivity, patient satisfaction, collections, utilization review and more.

At this time Shawn Crabtree gave an update on the completion of items from last year's budget. He gave an explanation for the equipment that was not installed. Various equipment will remain on the budget until the transition to electronic medical records is complete.

NEW BUSINESS

Members Whom Serve on the Health Board

Terry Lawson as Chairman, Judge Stephens as Vice Chair and Allan Chapman as Treasurer. Sue Singleton made a motion that members remain the same. There was a second by Rosalie Wright. **The motion passed unanimously.**

Electing New District Officers

Judge Stephens whom automatically serves, Sue Singleton, and Rosalie Wright are appointed members on the district board. Allan Chapman made a motion that members remain the same. There was a second by Azalie Egnew. **The motion passed unanimously.**

Budget

Shawn Crabtree mentioned to the board that they had enough in reserve to consider funding the local public health grants that were proposed. He also asked them to reexamine the expansion of the building that was tabled in 2010 due to cuts to public health. He went over a detailed list of budgeted items including equipment as needed for the EMR system. He then went over recommendations from the safety officer for silent alarms.

Tax Rate

There was a discussion on the current tax rate.

Sue Singleton made a motion to keep the tax rate the same 4.00 cents per hundred. There was a second by Azalie Egnew. **The vote was unanimous.**

Proposals

Braxton King presented one of the proposals submitted on behalf of the McCreary County Health Coalition. It was to assist with the creation of a walking track for the community at the Lord's Gym Sports Outreach Center.

Roger Owens was unable to stay for the duration of the meeting so Tracy Aaron presented the proposal to assist with the newly formed Farmers Market.

Allan Chapman made a motion to approve the budget as is including both mini grants. Being a onetime grant this year to improve health outcomes in the community with future monies being placed in a building expansion fund until they see the effects of the state and federal government budget. There was a second by Dr. Steve McKinley. **The motion passed unanimously.**

Comments

Shawn Crabtree reported that all satisfaction surveys were good. All the financial and program audits also came back good.

He explained that our financial situation had stabilized and that raises and bonuses were given. He was glad to be able to reward staff after going many years without annual increments.


Harm Reduction/Syringe Exchange

Tracy Aaron, Health Education gave a presentation on Harm Reduction and Syringe Exchange. There was a discussion and the Health Board gave their approval to move forward. Terry Lawson volunteered to educate the fiscal court with the help of Tracy Aaron, Health Education.


Closing Remarks

Tracy Aaron introduced McCreary County's new Health Educator Samantha Sexton. She asked the board to revisit their magistrates about the McCreary County Smoke-Free Resolution they had previously endorsed in 2015.

Terry Lawson then made a motion to adjourn the meeting with a second by Martha Johnson.

A handwritten signature in cursive script, reading "Terry Lawson", written over a horizontal line.

Terry Lawson, Chairman

A handwritten signature in cursive script, reading "Shawn D. Crabtree", written over a horizontal line.

Shawn D. Crabtree, Secretary

August 8, 2017

Dear McCreary County Board of Health Member:


Please find enclosed the following McCreary County Taxing District documents for the 2016-17 fiscal year which ended June 30, 2017:

1. Financial Statement at the year's end
2. Profit & Loss Actual to Budget Comparison of revenue & expenditures at the year's end
3. Taxing District Balance Sheet at the year's end
4. Taxing District Checking/CD Account Registers

The McCreary County Public Health Taxing District closed the 2016-17 fiscal year with an account balance of \$444,720.30 which was a surplus of \$40,444.24, and \$6,707.45 better than the budgeted surplus of \$33,736.79. The taxing district closed with more reserves than budgeted primarily because their expenditures were less than budgeted.

If you have any questions or need additional information, please contact me.

Sincerely,



Leah Jasper
Director of Administrative Services



LCDHD County Health Centers

Adair • Casey • Clinton • Cumberland • Green • McCreary • Pulaski • Russell • Taylor • Wayne

Hearing or speech impaired callers: call the Kentucky Relay Service at (800) 648-6056.
Give the communications assistant our phone number to contact us.

Call (800) 928-4416

www.lcdhd.org



McCreary County Public Health Taxing District
Financial Statement
For the Fiscal Year Ending June 30, 2017

Cash on Hand at the beginning of the year: **\$404,276.06**

Receipts:

Real Property Taxes	138,983.40
Tangible Property Taxes	18,680.67
Motor Vehicle Taxes	27,511.18
Delinquent Taxes	6,661.99
Other Taxes	1,359.06
Interest Income	2,167.16
Total Receipts	195,363.46

Total Cash Available for the year: **\$599,639.52**

Expenditures:

Advertising & Printing	525.00
Professional Services	
Maintenance & Repair	8,910.00
District Management	138,853.00
Miscellaneous	1,193.76
Furniture & Fixtures	334.99
Equipment	5,102.47
Total Expenditures	154,919.22

Cash on Hand at the end of the year: **\$444,720.30**

Checking Balance per United Cumberland Bank Statement	\$192,436.11
CD Balance per United Cumberland Bank Statements	<u>\$252,284.19</u>

**McCreary County Public Health Taxing District Budget
Fiscal Year 2018-19**

Opening Balance Calculation				
	Operating Fund	Capital Fund	Total	
Balance as of December 31, 2017	\$254,769.91	\$283,336.72	\$508,106.63	\$508,106.63
Projected Remaining 2017-18 Receipts				
Projected Tax Receipts	\$57,576.96	\$0.00	\$57,576.96	
Projected Interest Earned	\$127.38	\$1,052.84	\$1,180.22	
Projected Other Receipts	\$0.00	\$0.00	\$0.00	
Total Estimated Remaining 2018 Receipts	\$57,704.34	\$1,052.84	\$58,757.18	\$58,757.18
Total Funds Available	\$312,474.25	\$284,389.56	\$566,863.81	\$566,863.81
Projected Remaining 2017-18 Expenditures				
LCDHD Operations Expense - 1/2 Tax Assessment at 2.8 cents	\$71,706.00	\$0.00	\$71,706.00	
Local Board Approved Grants (Farmer's Market & Walking Track)	\$18,350.00	\$0.00	\$18,350.00	
Advertising & Printing	\$587.50	\$0.00	\$587.50	
Professional Services (Audit)	\$0.00	\$0.00	\$0.00	
Maintenance & Repair	\$6,144.00	\$0.00	\$6,144.00	
Dues & Subscriptions (KPHA & KALBOH)	\$850.00	\$0.00	\$850.00	
Board Expense & Other Miscellaneous	\$500.00	\$0.00	\$500.00	
Furniture & Fixtures	\$2,545.15	\$0.00	\$2,545.15	
Equipment	\$13,913.99	\$0.00	\$13,913.99	
Total Estimated Remaining 2018 Expenditures	\$114,596.64	\$0.00	\$114,596.64	\$114,596.64
Estimated 2018-19 Opening Balance	\$197,877.61	\$284,389.56	\$452,267.17	\$452,267.17

Proposed Budgets For Period Beginning July 1, 2018 and Ending June 30, 2019					
	Operating Fund	Capital Fund	Proposed Budget @ Current Rate of \$0.04 per \$100 of Assessed Property Value	Proposed Break Even Budget @ \$0.037 per \$100 of Assessed Property Value	Proposed Budget Including Grant Proposals @ Current Rate of \$0.04 per \$100 of Assessed Property Value
Estimated opening Balance*	\$197,877.61	\$284,389.56	\$452,267.17	\$452,267.17	\$452,267.17
Budgeted Receipts (All Sources):					
Real Property Taxes	\$149,208.17		\$149,208.17	\$139,882.66	\$149,208.17
Personal Property Taxes	\$24,925.57		\$24,925.57	\$23,367.73	\$24,925.57
Motor Vehicle Taxes	\$25,711.09		\$25,711.09	\$24,104.15	\$25,711.09
Delinquent Tax Collections	\$7,466.97		\$7,466.97	\$7,466.97	\$7,466.97
Other Taxes - Telecommunications	\$1,503.84		\$1,503.84	\$1,503.84	\$1,503.84
Interest Income	\$210.73	\$1,057.24	\$1,267.97	\$1,267.97	\$1,267.97
Total Budgeted Receipts	\$209,026.38	\$1,057.24	\$210,083.62	\$197,593.32	\$210,083.62
Total Funds Available	\$406,903.99	\$255,446.80	\$662,350.79	\$649,860.49	\$662,350.79
Budgeted Expenditures:					
Health Center Operations to LCDHD at 2.8 cents	\$147,254.00		\$147,254.00	\$147,254.00	\$147,254.00
Building Maintenance & Repair					
Landscape Maintenance (4X)	\$1,960.00				
Snow Removal	\$500.00				
Lactation Room Construction - low quote	\$9,800.00				
Paint HANDS/Health ED Offices	\$800.00				
Connecting Sidewalk from rear stairs to HANDS dept	\$2,100.00				
Signage to Identify Exterior Environmental Entrance - low quote	\$933.93				
New Doors on Trash Bin	\$500.00				
Miscellaneous	\$10,000.00				
Total Building Maintenance & Repair	\$26,693.93		\$26,693.93	\$26,693.93	\$26,693.93
Furniture & Fixtures					
Toys/ Books	\$500.00				
Seasonal/ Lactation Room Décor	\$250.00				
Picnic Table	\$500.00				
Folding Tables	\$120.00				
Refrigerator	\$1,200.00				
Glider Rocker with Ottoman for Lactation Room	\$250.00				
Miscellaneous	\$5,000.00				
Total Furniture & Fixtures	\$7,820.00		\$7,820.00	\$7,820.00	\$7,820.00
Equipment					
Tablet Computer (2 if needed)	\$2,400.00				
Laptop Computer (1 if needed)	\$1,200.00				
Desktop Computer (1 if needed)	\$1,200.00				
Printer/Copier/Scanner/Fax Multi-Function Machine (1 if needed)	\$600.00				
Document Scanner (1 if needed)	\$400.00				
Wireless Access Point (1 if needed)	\$250.00				
Network Switch (1 if needed)	\$800.00				
Battery Backup (1 if needed)	\$350.00				
Auto Blood Pressure Cuff (2)	\$150.00				
Stethoscopes (2)	\$200.00				
Miscellaneous	\$5,000.00				
Total Equipment	\$12,550.00		\$12,550.00	\$12,550.00	\$12,550.00
Professional Services (Next Audit of Taxing District Funds due FY 2020)	\$0.00		\$0.00	\$0.00	\$0.00
Advertisement & Printing (Newspaper & SPGE Publication)	\$300.00		\$300.00	\$300.00	\$300.00
Dues and Subscriptions (KALBOH & KPHA)	\$850.00		\$850.00	\$850.00	\$850.00
Miscellaneous (Board Members Meetings)	\$500.00		\$500.00	\$500.00	\$500.00
Total Budgeted Expenditures	\$195,967.93	\$0.00	\$195,967.93	\$195,967.93	\$195,967.93
Balance Remaining	\$210,936.06	\$255,446.80	\$466,382.86	\$453,892.56	\$466,382.86
Net Surplus/Deficit Before Grant Proposals			\$14,115.69	\$1,625.39	\$14,115.69
Optional - Expenses for Local Mini Grants:					
Grant Proposal #1 - Celebrate Recovery					\$2,500.00
Grant Proposal #2 - McCreary County Park					\$14,000.00
Grant Proposal #3 - Laurel Creek Reservoir					\$2,500.00
Total Proposed Grant Options			\$0.00	\$0.00	\$19,000.00
Total Budgeted Expenditures Including Optional Mini Grants			\$195,967.93	\$195,967.93	\$214,967.93
Balance Remaining Including Optional Expenses for Local Mini Grants			\$466,382.86	\$453,892.56	\$447,382.86
Net Surplus/Deficit Including Grant Proposals			\$14,115.69	\$1,625.39	(\$4,884.31)

*Footnote: All tax receipts are budgeted at a 35% collection rate on the tax calculated per \$100 of assessed value. Interest is calculated on operating account at the current effective rate which is 0.10% as well as on Capital Accounts with CD rates of .35%, .9%, .3% and .75%.

**McCreary County Public Health Taxing District Budget
Fiscal Year 2018-19**

Certificate of Deposit (CD) Rates Quoted 01.2018

United Cumberland Bank (will assess a penalty for early withdrawal)	18 months	24 Months	60 Months
	\$100,000 or more 1.05%	\$100,000 or more 1.20%	\$100,000 or more 1.85%
Monticello Bank (no penalty for early withdrawal)	15 months	30 months	60 months
	Any Amount over \$5000 1.07%	Any Amount over \$5000 1.45%	Any Amount over \$5000 1.85%

**Lake Cumberland District Health Department
Local Support Determinations for FY 2018-2019
McCreary County Public Health Taxing District**

0 From 2017 Property Tax Assessment

	Total Property Subject to Taxation	Real Property Subject to Taxation	Personal Property Subject to Taxation	Motor Vehicle Property Subject to Taxation
F - Real Estate	357,133,174	357,133,174		
G - Tangible Personal	15,434,657		15,434,657	
H - PS Real Estate - Effective	35,519,917	35,519,917		
I - PS Tangible - Effective	48,124,771		48,124,771	
J - Distilled Spirits	0			
M - Motor Vehicles	67,660,774			67,660,774
N - Watercraft	2,030,190		2,030,190	
Aircraft	4,000		4,000	
Watercraft (Non-Commercial)	0		0	
Inventory in Transit	0		0	
Total	525,907,483	392,653,091	65,593,618	67,660,774
Tax Base (Total Divided by 100)	5,259,075	3,926,531	655,936	676,608
Tax Rate		\$ 0.0400	\$ 0.0400	\$ 0.0400
Total Projected Tax (Tax Base * Tax Rate)	210,363	157,061	26,237	27,064
Required Support @ .028	147,254	109,943	18,366	18,945
Tax Support for Land, Building & Equipment	63,109	47,118	7,871	8,119
Tax Projections @ 95% Collection Rate				
Real Property Projections	149,208			
Tangible Personal Property Projections	24,926			
Motor Vehicle Projections	25,711			
Total	199,845			

**Lake Cumberland District Health Department
Local Support Determinations for FY 2018-2019
McCreary County Public Health Taxing District**

0 From 2017 Property Tax Assessment

	Total Property Subject to Taxation	Real Property Subject to Taxation	Personal Property Subject to Taxation	Motor Vehicle Property Subject to Taxation
F - Real Estate	357,133,174	357,133,174		
G - Tangible Personal	15,434,657		15,434,657	
H - PS Real Estate - Effective	35,519,917	35,519,917		
I - PS Tangible - Effective	48,124,771		48,124,771	
J - Distilled Spirits	0			
M - Motor Vehicles	67,660,774			67,660,774
N - Watercraft	2,030,190		2,030,190	
Aircraft	4,000		4,000	
Watercraft (Non-Commercial)	0		0	
Inventory in Transit	0		0	
Total	525,907,483	392,653,091	65,593,618	67,660,774
Tax Base (Total Divided by 100)	5,259,075	3,926,531	655,936	676,608
Tax Rate		\$ 0.0375	\$ 0.0375	\$ 0.0375
Total Projected Tax (Tax Base * Tax Rate)	197,215	147,245	24,598	25,373
Required Support @ .028	147,254	109,943	18,366	18,945
Tax Support for Land, Building & Equipment	49,961	37,302	6,231	6,428
Tax Projections @ 95% Collection Rate				
Real Property Projections	139,883			
Tangible Personal Property Projections	23,368			
Motor Vehicle Projections	24,104			
Total	187,355			

**Lake Cumberland District Health Department
Local Support Determinations for FY 2018-2019
McCreary County Public Health Taxing District**

	From 2017 Property Tax Assessment			
	0			
	Total Property Subject to Taxation	Real Property Subject to Taxation	Personal Property Subject to Taxation	Motor Vehicle Property Subject to Taxation
F - Real Estate	357,133,174	357,133,174		
G - Tangible Personal	15,434,657		15,434,657	
H - PS Real Estate - Effective	35,519,917	35,519,917		
I - PS Tangible - Effective	48,124,771		48,124,771	
J - Distilled Spirits	0			
M - Motor Vehicles	67,660,774			67,660,774
N - Watercraft	2,030,190		2,030,190	
Aircraft	4,000		4,000	
Watercraft (Non-Commercial)	0		0	
Inventory in Transit	0		0	
Total	525,907,483	392,653,091	65,593,618	67,660,774
Tax Base (Total Divided by 100)	5,259,075	3,926,531	655,936	676,608
Tax Rate		\$ 0.0390	\$ 0.0390	\$ 0.0390
Total Projected Tax (Tax Base * Tax Rate)	205,104	153,135	25,582	26,388
Required Support @ .028	147,254	109,943	18,366	18,945
Tax Support for Land, Building & Equipment	57,850	43,192	7,215	7,443
Tax Projections @ 95% Collection Rate				
Real Property Projections	145,478			
Tangible Personal Property Projections	24,302			
Motor Vehicle Projections	25,068			
Total	194,849			

WORKSHEET FOR CERTIFICATION ASSESSMENT FOR LOCAL GOVERNMENT

CLASS OF PROPERTY

REAL ESTATE, TANGIBLE PERSONALTY, PUBLIC SERVICE AND DISTILLED SPIRITS

REAL ESTATE, TANGIBLE PERSONALTY, PUBLIC SERVICE AND DISTILLED SPIRITS			
A 2016 Assessment of Adjusted Property At Full Rates			
Net Change In	2017	72,875,814	446,497,368
B 2017 Homestead Exemptions	2016	73,218,114	(340,300)
C 2016 Adjusted Tax Base			446,837,668
D 2017 Net Assessment Growth			9,374,851
E 2017 Total Valuation of Adjusted Property at Full Rates			456,212,519
	Property Subject to Taxation 2016	Net Assessment Growth	Property Subject to Taxation 2017
F Real Estate	\$349,700,760	7,092,114	\$357,133,174
G Tangible Personalty	15,789,024	(354,367)	15,434,657
H P.S. Co-Real Estate-Effective	35,258,264	261,853	35,519,917 *
P.S. Co.-Real Estate-100%	35,258,264	261,853	35,519,917 *
I P.S. Co.-Tang.-Effective	45,749,320	2,375,451	48,124,771 *
P.S. Co.-Tang.-100%	58,150,312	4,502,864	62,653,176 *
J Distilled Spirits	-	-	-
K Electric Plant Board	-	-	-
L Insurance Shares	-	-	-
M Motor Vehicles - Includes Public Service Motor Vehicles	63,803,247		67,660,774
N Watercraft	2,070,531		2,030,190
Net New Property:	PVA Real Estate		(2,932,129)
	P. S. Co. Real Estate-Effective		261,653 *
Unmined Coal			17,659
Tobacco in Storage			-
Other Agricultural Products			-

The following tangible items are not included in line G. Aircraft and watercraft assessment may be taxed or exempted at your option. Inventory in transit may be taxed only by special districts

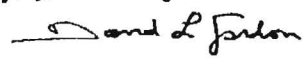
Aircraft(Recreational & Non-Commercial)	4,000
Watercraft(Non-Commercial)	-
Inventory in transit	-

2016 R. E. Exonerations & Refunds 2,033,001
 2016 Tangible Exonerations & Refunds 31,517 +

* Estimated Assessment
 + Increase Exonerations

I, David L. Gordon, Executive Director, Office of Property Valuation, certify that the above total is the equalized assessment of the different classes of property and the total assessment of MCCREARY County as made by the Office of Property Valuation for 2017, subject to any increases or decreases that may hereafter be made as a result of the appeals to the Kentucky Board of Tax Appeals.

Witness my hand this
8-3-2017


 David L. Gordon, Executive Director
 Office of Property Valuation
 Finance and Administration Cabinet

McCreary

FY 2017-2018

No more mini-grant proposals until building expansion is resolved

Snow Removal 500

Kitchenware 150 (purchased most of this)

Seasonal Decor 200 (purchased most of this)

Tablet (1 prn) 1,200

Laptop (1 prn) 1,200

Computers (1 if needed) \$1,200

Printer/copier/scanner/fax (1 prn) 700

Wireless access point 250

Network switch (1 prn) 800

Battery back-up (2 prn) 700

Document Scanner (4 prn) 1,600

Server (1 prn) 1,500

① Walking tracks update
② Farmer market update

Done ←

panic buttons (14) 3,502

Landscaping 1,470 (4 of 4 complete)

Extension cords 170

Towels

Dolly 200

Hand-held vacuum 50

Shelving 500

Chair mats 300

Printer

Toys/books 1,000

KALBOH and KPHA fees

Miscellaneous

No panic buttons

Land owned by Health Board.

Has state road signs.

4.0 tax rate.

No debt.

Tax = "shall"

7,254 Sq Ft

For the 12-13 budget year, the McCreary County Public Health Taxing District increased their cash position by \$4,883 to \$325,104 which was \$2,659 better than budgeted.

Suspend Building Project

Architect Fees 19,937 (+ 59,810 to be paid in 09-10)

Construction 732,201* (*needs slight adjustment reducing construction management to 5.5%; total construction includes construction management fee to Branscum)

Furnishings/Equipment 25,000

Greg Neal Construction
103 James Neal Rd
Pine Knot, KY 42635
(606)310-4497

Proposal

McCreary County Health Dept.

Lactation Room

Phase One:

Will take clerical office space and construct a lactation room.

Removal of glass drywall over and remove counter tops and cabinets.

Add door to enter the room, paint, drywall, flooring, and electrical.

Phase Two:

Will take clerical space on the joining side room and put a counter top bar in place of counter now. Add cabinet space and add lower counter space.

For the sum of \$9,800

1 and 2 phase complete

All Materials

All Labor

Landfill Fees

Total

Superior Sign Service, LLC

P.O. Box 1262
 Somerset, Ky. 42501
 859.626.1144 606.677.1111

Estimate

Date	Estimate #
1/22/2018	3359

Name / Address
McCreary County Health Department 119 Medical Lane Whitley City, KY 606-376-2412

Ship To

Terms	Project
50%DOWN	

Description	Qty	Rate	Total
8" Tall, Gloss Black Formed Plastic Lettering Font Helvetica Bold - ENVIRONMENTAL SERVICES	1	558.93	558.93T
2 Men, 1 Bucket Truck, Installation - Includes all necessary mounting hardware & accessories to complete installation (FOR ANY OPTION CHOSEN)	1	375.00	375.00
<p>***This is an estimate only, due to the nature of any custom project, pricing cannot be guaranteed. But all custom built projects require a 50% deposit (\$466.97) prior to any work beginning, or products being ordered, with final payment to be made upon satisfactory installation. Sign permits will be added to this estimate if necessary. Warranties are based upon type, shape, and configuration of signage. But Superior Sign Service LLC. warranties our signage for a minimum of 2 years, Gemini Plastic Formed Letters come with a manufacture Lifetime Warranty. Any act of God or weather will play a factor in this warranty, and Superior Sign Service LLC. Cannot be held liable for when those situations arise. Please allow some variations from computer proof design, to actual signage completed.</p>			

Subtotal	\$933.93
Sales Tax (0.0%)	\$0.00
Total	\$933.93

Phone #	Fax #	E-mail
	859.625.1194	superiorsign@hotmail.com

Taxing District	Tax Rate	Year	Revenues	Expenditures	Net Income/Loss	Bank Account Balance	Percentage of Increase/Decrease	Percentage of Annual Expenses Covered by Tax Revenue	Percentage of Annual Expenses in Excess of Tax Revenue	Bldg. Sq. Ft	Construction Cost @ \$215.00	Construction Cost/10	% of Reserve Need
Adair	\$0.030	2010	\$ 174,044.15	\$ 197,039.08	\$ (22,994.93)	\$ 209,689.59		88%	12%				
		2011	\$ 176,362.05	\$ 155,739.90	\$ 20,622.15	\$ 230,311.74	9%	100%	0%				
		2012	\$ 208,495.96	\$ 209,241.65	\$ (745.69)	\$ 229,566.05	0%	100%	0%				
		2013	\$ 216,845.85	\$ 220,436.76	\$ (3,590.91)	\$ 225,975.14	-2%	98%	2%				
		2014	\$ 215,158.91	\$ 212,152.08	\$ 3,006.83	\$ 228,981.97	1%	100%	0%				
		2015	\$ 221,362.30	\$ 208,321.80	\$ 13,040.50	\$ 242,022.47	5%	100%	0%				
		2016	\$ 218,981.12	\$ 217,606.52	\$ 1,374.60	\$ 243,397.07	1%	100%	0%				
		2017	\$ 222,565.64	\$ 234,928.07	\$ (12,362.43)	\$ 231,034.64	-5%	95%	5%	10,845	\$ 2,331,675.00	\$ 233,167.50	99%
	μ	\$ 206,727.00	\$ 206,933.23	\$ (206.24)	\$ 230,122.33								
Casey	\$0.043	2010	\$ 190,618.68	\$ 109,912.68	\$ 80,706.00	\$ 138,541.99		100%	0%				
		2011	\$ 237,574.17	\$ 114,985.37	\$ 122,588.80	\$ 261,130.79	47%	100%	0%				
		2012	\$ 247,924.81	\$ 170,292.47	\$ 77,632.34	\$ 338,763.13	23%	100%	0%				
		2013	\$ 252,295.48	\$ 169,728.85	\$ 82,566.63	\$ 421,329.76	20%	100%	0%				
		2014	\$ 247,380.71	\$ 176,819.38	\$ 70,561.33	\$ 491,891.09	14%	100%	0%				
		2015	\$ 261,373.84	\$ 200,095.03	\$ 61,278.81	\$ 553,169.90	11%	100%	0%				
		2016	\$ 269,572.29	\$ 178,972.13	\$ 90,600.16	\$ 643,770.06	14%	100%	0%				
		2017	\$ 273,914.44	\$ 191,024.91	\$ 82,889.53	\$ 726,659.59	11%	100%	0%	4,187	\$ 900,205.00	\$ 90,020.50	807%
	μ	\$ 247,581.80	\$ 163,978.85	\$ 83,602.95	\$ 446,907.04								
Clinton	\$0.035	2010	\$ 115,131.33	\$ 86,883.45	\$ 28,247.88	\$ 111,499.15		100%	0%				
		2011	\$ 116,202.81	\$ 87,867.60	\$ 28,335.21	\$ 139,834.36	20%	100%	0%				
		2012	\$ 161,742.57	\$ 139,766.60	\$ 21,975.97	\$ 161,810.33	14%	100%	0%				
		2013	\$ 168,576.78	\$ 147,041.29	\$ 21,535.49	\$ 183,345.82	12%	100%	0%				
		2014	\$ 169,844.80	\$ 142,090.30	\$ 27,754.50	\$ 211,100.32	13%	100%	0%				
		2015	\$ 163,111.64	\$ 140,070.60	\$ 23,041.04	\$ 234,141.36	10%	100%	0%				
		2016	\$ 170,384.82	\$ 149,560.36	\$ 20,824.46	\$ 254,965.82	8%	100%	0%				
		2017	\$ 172,093.31	\$ 145,559.99	\$ 26,533.32	\$ 281,499.14	9%	100%	0%	4,209	\$ 904,935.00	\$ 90,493.50	311%
	μ	\$ 154,636.01	\$ 129,855.02	\$ 24,780.98	\$ 197,274.54								
Cumberland	\$0.035	2010	\$ 78,788.08	\$ 94,607.76	\$ (15,819.68)	\$ 65,347.14		83%	17%				
		2011	\$ 79,402.91	\$ 61,821.51	\$ 17,581.40	\$ 82,928.54	21%	100%	0%				
		2012	\$ 111,667.46	\$ 96,242.00	\$ 15,425.46	\$ 98,354.00	16%	100%	0%				
		2013	\$ 114,708.98	\$ 114,831.98	\$ (123.00)	\$ 98,231.00	0%	100%	0%				
		2014	\$ 119,085.31	\$ 97,008.94	\$ 22,076.37	\$ 120,307.37	18%	100%	0%				
		2015	\$ 117,208.75	\$ 96,586.60	\$ 20,622.15	\$ 140,929.52	15%	100%	0%				
		2016	\$ 122,373.28	\$ 118,901.32	\$ 3,471.96	\$ 144,401.48	2%	100%	0%				
		2017	\$ 123,778.01	\$ 143,003.58	\$ (19,225.57)	\$ 125,175.91	-15%	87%	13%	6,486	\$ 1,394,490.00	\$ 139,449.00	90%
	μ	\$ 108,376.60	\$ 102,875.46	\$ 5,501.14	\$ 109,459.37								
Green	\$0.034	2010	\$ 140,498.35	\$ 107,086.22	\$ 33,412.13	\$ 108,351.76		100%	0%				
		2011	\$ 138,413.23	\$ 109,070.63	\$ 29,342.60	\$ 137,694.36	21%	100%	0%				
		2012	\$ 142,882.49	\$ 151,709.98	\$ (8,827.49)	\$ 128,866.87	-7%	94%	6%				
		2013	\$ 152,090.47	\$ 143,711.44	\$ 8,379.03	\$ 137,245.90	6%	100%	0%				
		2014	\$ 141,318.06	\$ 131,384.68	\$ 9,933.38	\$ 147,179.28	7%	100%	0%				
		2015	\$ 145,982.64	\$ 126,382.41	\$ 19,600.23	\$ 166,779.51	12%	100%	0%				
		2016	\$ 149,910.61	\$ 127,673.72	\$ 22,236.89	\$ 189,016.40	12%	100%	0%				
		2017	\$ 143,692.46	\$ 132,194.83	\$ 11,497.63	\$ 200,514.03	6%	100%	0%	4,595	\$ 987,925.00	\$ 98,792.50	203%
	μ	\$ 144,348.54	\$ 128,651.74	\$ 15,696.80	\$ 151,956.01								

Taxing District	Tax Rate	Year	Revenues	Expenditures	Net Income/Loss	Bank Account Balance	Percentage of Increase/Decrease	Percentage of Annual Expenses Covered by Tax Revenue	Percentage of Annual Expenses in Excess of Tax Revenue	Bldg. Sq. Ft	Construction Cost @ \$215.00	Construction Cost/10	% of Reserve Need
McCreary	\$0.040	2010	\$ 186,141.69	\$ 131,792.92	\$ 54,348.77	\$ 293,302.01		100%	0%				
		2011	\$ 184,076.80	\$ 155,877.44	\$ 28,199.36	\$ 321,501.37	9%	100%	0%				
		2012	\$ 193,873.57	\$ 195,154.26	\$ (1,280.69)	\$ 320,220.68	0%	99%	1%				
		2013	\$ 192,101.76	\$ 187,218.54	\$ 4,883.22	\$ 325,103.90	2%	100%	0%				
		2014	\$ 177,438.07	\$ 149,970.48	\$ 27,467.59	\$ 352,571.49	8%	100%	0%				
		2015	\$ 196,835.96	\$ 151,420.18	\$ 45,415.78	\$ 397,987.27	11%	100%	0%				
		2016	\$ 195,250.85	\$ 188,962.06	\$ 6,288.79	\$ 404,276.06	2%	100%	0%				
		2017	\$ 195,363.46	\$ 154,919.22	\$ 40,444.24	\$ 444,720.30	9%	100%	0%	7,254	\$ 1,559,610.00	\$ 155,961.00	285%
		μ	\$ 190,135.27	\$ 164,414.39	\$ 25,720.88	\$ 357,460.39							
Pulaski	\$0.030	2010	\$ 745,625.87	\$ 687,367.92	\$ 58,257.95	\$ 469,096.12		100%	0%				
		2011	\$ 768,661.39	\$ 703,676.35	\$ 64,985.04	\$ 534,081.16	12%	100%	0%				
		2012	\$ 1,124,615.32	\$ 1,132,202.94	\$ (7,587.62)	\$ 526,493.54	-1%	99%	1%				
		2013	\$ 1,142,524.71	\$ 1,128,369.15	\$ 14,155.56	\$ 540,649.10	3%	100%	0%				
		2014	\$ 1,167,327.70	\$ 1,140,189.79	\$ 27,137.91	\$ 567,787.01	5%	100%	0%				
		2015	\$ 1,185,553.54	\$ 1,144,846.29	\$ 40,707.25	\$ 608,494.26	7%	100%	0%				
		2016	\$ 1,183,571.71	\$ 1,159,188.62	\$ 24,383.09	\$ 632,877.35	4%	100%	0%				
		2017	\$ 1,249,375.16	\$ 1,171,924.09	\$ 77,451.07	\$ 710,328.42	11%	100%	0%	20,435	\$ 4,393,525.00	\$ 439,352.50	162%
		μ	\$ 1,070,906.93	\$ 1,033,470.64	\$ 37,436.28	\$ 573,725.87							
Russell	\$0.045	2010	\$ 464,293.15	\$ 499,784.74	\$ (35,491.59)	\$ 269,154.51		93%	7%				
		2011	\$ 2,776,219.46	\$ 2,395,127.28	\$ 381,092.18	\$ 650,246.69	59%	100%	0%				
		2012	\$ 615,169.29	\$ 871,030.89	\$ (255,861.60)	\$ 394,385.09	-65%	71%	29%				
		2013	\$ 495,923.69	\$ 503,315.76	\$ (7,392.07)	\$ 386,993.02	-2%	99%	1%				
		2014	\$ 494,908.53	\$ 478,979.98	\$ 15,928.55	\$ 402,921.57	4%	100%	0%				
		2015	\$ 471,725.84	\$ 479,033.98	\$ (7,308.14)	\$ 395,613.43	-2%	98%	2%				
		2016	\$ 473,420.18	\$ 481,538.14	\$ (8,117.96)	\$ 387,495.47	-2%	98%	2%				
		2017	\$ 491,375.03	\$ 482,151.19	\$ 9,223.84	\$ 396,719.31	2%	100%	0%	11,922	\$ 2,563,230.00	\$ 256,323.00	155%
		μ	\$ 785,379.40	\$ 773,870.25	\$ 11,509.15	\$ 410,441.14							
Taylor	\$0.033	2010	\$ 1,274,054.10	\$ 1,895,398.15	\$ (621,344.05)	\$ 125,032.69		67%	33%				
		2011	\$ 527,838.64	\$ 399,190.86	\$ 128,647.78	\$ 253,680.47	51%	100%	0%				
		2012	\$ 566,066.33	\$ 478,708.18	\$ 87,358.15	\$ 341,038.62	26%	100%	0%				
		2013	\$ 561,222.69	\$ 545,796.46	\$ 15,426.23	\$ 356,464.85	4%	100%	0%				
		2014	\$ 531,961.91	\$ 547,722.87	\$ (15,760.96)	\$ 340,703.89	-5%	97%	3%				
		2015	\$ 553,598.18	\$ 638,207.21	\$ (84,609.03)	\$ 256,094.86	-33%	87%	13%				
		2016	\$ 465,873.17	\$ 409,707.90	\$ 56,165.27	\$ 312,260.13	18%	100%	0%				
		2017	\$ 452,101.52	\$ 428,166.41	\$ 23,935.11	\$ 336,195.24	7%	100%	0%	15,771	\$ 3,390,765.00	\$ 339,076.50	99%
		μ	\$ 616,589.57	\$ 667,862.26	\$ (51,272.69)	\$ 290,183.84							
Wayne	\$0.030	2010	\$ 243,183.66	\$ 211,161.25	\$ 32,022.41	\$ 126,662.95		100%	0%				
		2011	\$ 246,997.96	\$ 247,767.03	\$ (769.07)	\$ 125,893.88	-1%	100%	0%				
		2012	\$ 254,564.94	\$ 255,114.99	\$ (550.05)	\$ 125,343.83	0%	100%	0%				
		2013	\$ 253,940.94	\$ 260,779.95	\$ (6,839.01)	\$ 118,504.82	-6%	97%	3%				
		2014	\$ 254,718.16	\$ 250,867.90	\$ 3,850.26	\$ 122,355.08	3%	100%	0%				
		2015	\$ 256,598.90	\$ 278,343.61	\$ (21,744.71)	\$ 100,610.37	-22%	92%	8%				
		2016	\$ 257,240.84	\$ 258,597.18	\$ (1,356.34)	\$ 99,254.03	-1%	99%	1%				
		2017	\$ 267,502.21	\$ 267,598.01	\$ (95.80)	\$ 99,158.23	0%	100%	0%	12,177	\$ 2,618,055.00	\$ 261,805.50	38%
		μ	\$ 254,343.45	\$ 253,778.74	\$ 564.71	\$ 114,722.90							

Local Grants Programs/Community Health Improvement Plans Guidelines

July 1, 2018 – June 1, 2019

Statement of Need

This project will address the issue of drugs, alcohol and any other habit forming substance in a way that is unique and has shown to be effective since 1991. The population of McCreary County, Ky and surrounding areas will be served.

Program Description

The program is called Celebrate Recovery and was started by a church in California and is now a well-known recovery program. The principles came from the Bible and are incorporated into a program of twelve steps along with principles and guidelines that lead to recovery. It is held at any facility and is led by experienced and trained personnel. The ultimate goal of this program is to help individuals live in freedom from any hurts, hang ups or habits that have enslaved them.

Goals, Objectives and Timeline

A log of number of attendees and their anniversaries will be kept to show success.

Budget

Initial training materials cost = \$143.90

Chips: http://www.my12stepstore.com/Recovery-Plastic-Chips.html?gclid=CjwKCAiAqbvTBRAPEiwANekyCEfcxFGq0GWXOUbnzzY90yhgyGhm_tsyvCSD6P46raqkcjtrhY93-BoCDL8QAvD_BwE = .50 each (5 a month would = \$30)

Food: 50 weeks times \$25/meeting (Pizza or burgers or hot dogs) = \$1,250

Training meetings occur annually and local training occurs regularly: cost = varies (gas, transportation, etc)

\$50/month

Training materials – books are necessary for the studies and to conduct the steps associated with the program (each cost \$7.99 x 4 = \$31.96/ 10 sets of curriculum = \$319.60) There are four Books necessary for completion of the full program.

Building costs (electricity, water, heat, garbage, etc) Paid for by church

Miscellaneous costs may be associated with finding a place for someone to stay, food, clothes, etc.

Evaluation

We will be sure to track the various successes that are celebrated by keeping a log of all anniversaries celebrated by the attendees along with the amount of attendees at each meeting.

Pictures of the project should be submitted with a final grant report the follow in year.

The local health department must be recognized for their contribution to the project funded via signage, etc if applicable.

A news article will be submitted to the local paper at intervals of celebration (obtaining chips of time sober) of the project.

Project Abstract

We have begun a Celebrate Recovery meeting at Williamsburg St. Lighthouse Church in Whitley City, Ky. It will be held on Thursday nights at 6pm each week. There is an epidemic in this area of addiction. This program/meeting will address this problem through interactive teaching, fellowship and mentorship. This meeting is targeting anyone that has hurts, hang ups and habits. The curriculum is provided by Saddleback Church (Pastor Rick Warren) and consists of six unique features that help people Celebrate their recovery through Biblical principles and personal

experiences of others. This program also compels people to be Forward looking, take personal responsibility, along with mentoring them to get into healthy relationships. Pastor Mike Raftery is a former abuser and has been healed since 2006 of his addictions. He holds a MA in Christian Studies and has a heart for the hopeless. He will oversee the meetings. Seeking a grant for \$2,500 to offset start-up costs, curriculum, food(served at each meeting), chips (awarded at each meeting), transportation for those who need it, coffee area, and also to assist in paying for heat, electric, garbage disposal and water This program will be evaluated annually and will be measured by the amount of average attendance, recovery time and chips obtained (they are given to participants who reach various times in recovery; 6months, 1 year, 5 years, etc)

McCreary County Park

2255 N. Highway 27

Whitley City, KY 42653

(606)376-7275

Local Grants Program/Community Health Improvement Plans Guidelines

July 1, 2018-June 1, 2019

Statement of Need

The mission here at McCreary County Park is to provide a safe, accessible, family friendly healthy environment for those of all ages that visit the public community park. McCreary Park has become a huge asset to the community and given that the walking trails here at the park are used by community members of all ages from old to young resurfacing of the trails is needed. Resurfacing the walking trails at the park would insure that the trails remain safe and accessible to community members of all ages. There are approximately 18,306 people living in McCreary County and the county park is here to serve all those individuals. Having safe accessible walking trails here at the county park is one of the recreational activities that help to fight diabetes, obesity, and all the other health problems within our community that come along with living a non-active lifestyle. Maintaining and resurfacing the existing walking trails at the park is one way to continue addressing these problems and continuing promoting a healthier community and environment. Free activities such as the ones offered at the county park reach all ages and household financial ranges within McCreary County.

Program Description

If funding is granted from your board for materials for this park trails resurfacing project we would move forward right away to get this project completed as quickly as possible. We would purchase the chip and seal materials from the McCreary County Road Department and their providers (Marathon) to get the best possible price. There would also be a lot of in-kind matching on behalf of the park itself to complete this project successfully and quickly. The in-kind items would include equipment, fuel, and labor to put chip and seal resurfacing materials on trails at park. So, the material itself is the only thing funds are being requested for on this project. This project was quoted by Hinkle Contracting out of Somerset for \$25,000. That breaks down to \$14,000 surfacing material and would make the in-kind value of this project \$11,000. With your help funding the material (chip and seal) and the McCreary County Road Department providing the in-kind services the

resurfacing of the park trails could be made into a reality. In order to get a project of this size and financial requirement accomplished it would just take a combined effort and the finished project would benefit the entire county.

Goals, Objectives and Timeline

If funds for material are awarded McCreary County Park will have resurfaced trails for community members of all ages to enjoy by September 2018. These resurfaced trails will be safe and accessible to everyone that visits the park. Promoting a healthy community physically and emotionally would be one of the goals of the walking trails. Keeping those in our community active and uplifted in a family friendly environment where all are welcome as well as encouraged to participate. Being a more active healthy community should decrease illnesses associated with being inactive and help the county as a whole become healthier.

Budget

The chip and seal material for this project would be \$14,000 and that is the only part of this project we are seeking funds for. Along with that the in-kind match would be utilized to complete this project valued at \$25,000 quickly and successfully. In-kind would be equipment, labor, fuel, etc. from McCreary County Road Department.

Evaluation

The effectiveness of the resurfacing project will be measured by how many community members enjoy the walking trails each year. Effectiveness of the resurfacing project will also be measured by the decrease or improvement of diabetes, obesity, etc. within our community due to safe and accessible trails in a central convenient location in the middle of town here at McCreary County Park.

Project Abstract

As the manager of the McCreary County Park, Melissa Vanover, I am requesting any funding available for the project of resurfacing the walking trails here at the local county park. Materials that I am requesting funding for are chip and seal that will cost \$14,000. This material would be purchased by the County Road Department and their vendors (Marathon, etc.). There are 18,306 community members in McCreary County according to the population and demographics website for 2016 and 2017. McCreary County Park is a county park that is here to serve all these community members. Serving the community is achieved through walking trails, baseball fields, multi-purpose building, indoor gym, outdoor basketball courts, 3 playground

sets/2 sets of swings, splash pad, and pavilions. The county park being in a central convenient location in the middle of town helps make the county park a hub for the county and its community members. Many groups utilize the county park such as senior citizen's, cal ripken baseball league, fair, etc. I also partner with the McCreary County Public Library each year to do story walks along the walking trails here at the park. A large number of people that come to the park are those enjoying recreational activities such as walking trails, basketball, splash pad, and much more. By successfully completing the project of resurfacing the walking trails at the park people of all ages will be able to use the safe accessible trails. This will promote a healthy community and environment for all community members. With a healthier community and environment will come better overall health and decreases in diabetes, obesity, etc. Promoting healthier living and environments will help the community as a whole flourish and grow for a brighter future in McCreary County. Thank you all for your consideration on helping fund this project for the community park. Please feel free to let me know if you have any questions, comments, or concerns.

Project Abstract

I am writing to request financial assistance from the Lake Cumberland District Health Department to help provide recreational opportunities at the ~~Laurel Creek Reservoir~~. Several years ago, the McCreary County Fiscal Court, U.S. Forest Service and McCreary County Water District formed a partnership that would lead to development of an outdoor recreation area at the reservoir.

Complications in the development of the McCreary County Park resulted in an alteration of plans at that site which will prevent development of a lake and associated hiking trails on that property. Therefore, the reservoir project was planned to give McCreary County citizens seeking outdoor recreation a safe and contained area with lake access.

Plans for the reservoir involve construction of a 1.5 mile hike/bike trail, improved road and parking access, construction of a fishing pier and the addition of a picnic area. The area is to be solely maintained by the Fiscal Court, or through consideration of agreements with non-profit volunteer groups. I have attached the development and maintenance plan for the area.

Currently, I have acquired a \$75,000 grant from the state recreational trails program to develop the fishing pier and hiking trail, which includes construction of a 65-foot pedestrian bridge spanning the old dam. I am currently working with the Forest Service to find funding assistance so vaulted restrooms to be placed on site and am looking to the McCreary Development Association for financial assistance to construct an improved boat ramp at the recreational area. Currently, boat access is very limited and unsafe due to the improved state of water access. An improved concrete ramp will allow small boat craft safer access to the water as well as greatly improve the aesthetics and functionality of the recreation area. The reservoir is a 75-acre lake perfect for fishing and boat recreation by non-motorized craft including kayaks and canoes looking to avoid the whitewater of the Big South Fork.

The accessibility of the Laurel Creek Reservoir will be a great place for families and children to hike, bike, and paddle. I've detailed in this request some of the major health issues McCreary Countians face and the Laurel Creek Reservoir project can help address some of those issues.

At this time, I am requesting the Lake Cumberland District Health Department provide financial assistance to the project in the amount of \$2,500 to purchase kayaks and standup paddle boards to be used at the recreation area. This would be considered phase two of the project, which will be aimed at area youth and families utilizing the department's Get Healthy Initiative.

I will provide any other details that may be necessary for this project or other supporting documentation. If the request is approved, I will be able to provide the department with a full financial accounting of their appropriation with receipts and other pertinent documentation.

Thanks for your consideration,

Andrew Powell
606.515.2869
adpowell1977@gmail.com

Statement of Need/Program Description

McCreary County is identified as an area where 46% of the population has “less than good health.” Diabetes, hypertension, and obesity are all health issues McCreary Countians report. In a recent study, 44% of McCreary County’s population reported a lack of physical activity.

Home to the Big South Fork National River & Recreation Area and the Daniel Boone National Forest, McCreary County boasts many miles of trails and waterways, some of which are very remote and technical; only for the most experienced outdoor enthusiasts.

The Laurel Creek Reservoir will be an easily accessible recreation area being less than 1 mile from Highway 27 and a great place for families and children to begin hiking/backpacking and learning to navigate the water. We have funding in place for the improvements to the reservoir, but would like to include a component that allows immediate access to the trail and waterway. Income barriers exist for a majority of the residents and having watercraft (kayaks and paddle boards) accessible will encourage families who are looking for a recreation opportunity to utilize the Laurel Creek Reservoir.

I am requesting \$2,500 to purchase kayaks and standup paddle boards to be used by children and families at the Laurel Creek Reservoir.

Studies have shown that outdoor activity provides numerous physical health benefits, including lower blood pressure, weight loss, lowered risk of diabetes and cardiovascular disease. Physical activity and outdoor recreation also reduce stress, anxiety, and depression; leading to increased confidence, improved creativity and better self-esteem.

We hope to encourage local Girl Scout groups to begin hosting regular Kayaking 101 or SUP 101 classes at the Laurel Creek Reservoir. Local youth are future stewards of our public lands, lakes, streams and waterways and we want them to develop a love for the natural beauty our area boasts. This also provides area youth and their families an opportunity to meet and build relationships with others, while forming lasting friendships with people who share a passion for outdoor recreation.

Goals/Objectives

- Develop awareness, knowledge and appreciation for the environment.
- Increase physical activity in McCreary County.
- Increase awareness of the benefits of outdoor recreation amongst the population, especially lower-income households, which may benefit the most from increased physical activity.
- Decrease the risk of obesity, diabetes, and heart disease.
- Encourage community pride

Timeline

Construction of the trail and fishing pier will begin in March 2018. The target completion date will be September 2018.

Budget

As mentioned before, I have received a grant from the State Recreational Trails program in

the amount of \$75,000 for construction of the trail and fishing pier.

I have also applied for a \$10,000 grant from the McCreary County Development Association to construct an improved ramp, allowing safe boat access. This grant is currently pending approval.

I am asking for the Lake Cumberland District Health Department to partner with us in the amount of \$2,500 to purchase kayaks and standup paddle boards to be used by children and families at the Laurel Creek Reservoir.

Kayak's	
Sundolphin 8' Kayak	\$199.99
Paddles	\$41.99

Paddle Board's	
Pelican Flow 8' Paddle Board	\$229.99
Pelican Flow 10'6" Paddle Board	\$429.99

Evaluation

Effectiveness of the project will be measured by usage. The development of the Laurel Creek Reservoir will allow more opportunities, access and recreation for those not ready to hike in the back country or paddle in whitewater. We plan to partner with the McCreary County Tourist Commission for "rental" of the watercraft. (The rental agreement would consist of a waiver releasing all parties of indemnification, as well as ensuring return of the watercraft). Rental numbers will be measured and compiled annually.

The immediate purpose of this project is to develop an area that focuses on improving health and community engagement; while the long-term goal is to help improve the quality of life for local residents. With this equipment, we will greatly increase the number of people enjoying outdoor recreation in McCreary County.

Managers Post Office Box 559
Contractors 90 Key Village Road
Designers Russell Springs, Kentucky 42642
Telephone: (270) 866-5107
Facsimile: (270) 866-3028

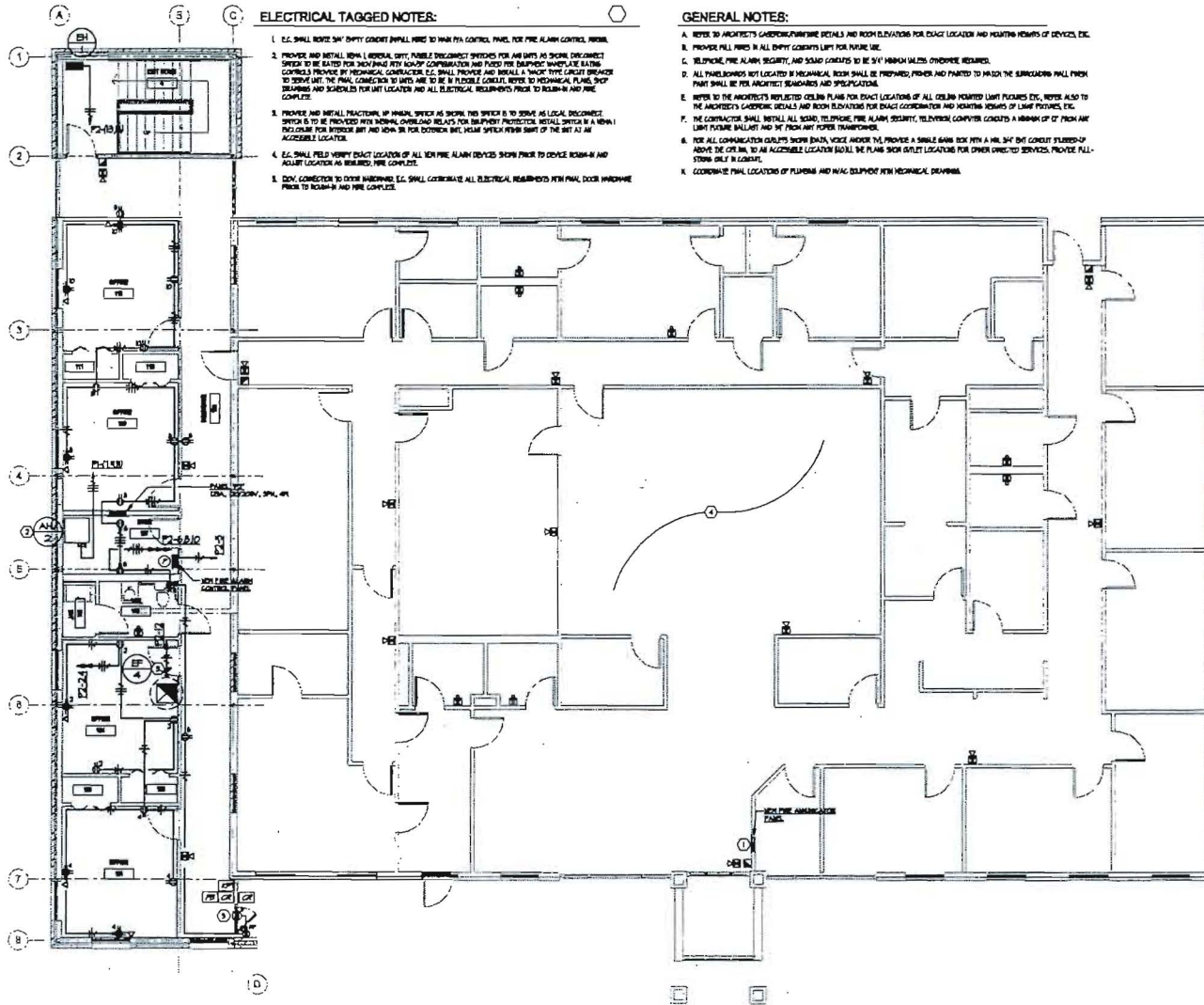


**McCreary County Health Department
Estimate Budget
2/4/10**

<u>Division 1 – General Trades Package Equipment, Trailers, Testing Etc.:</u>	<u>\$ 59,167.00</u>
<u>Division 2 – Site Work & Demolition:</u>	<u>\$ 57,253.00</u>
<u>Division 3 – Concrete:</u>	<u>\$ 85,853.00</u>
<u>Division 4 – Masonry:</u>	<u>\$ 58,893.00</u>
<u>Division 5 – Structural Steel & Metals:</u>	<u>\$ 78,248.00</u>
<u>Division 6 – Carpentry:</u>	<u>\$ 3,860.00</u>
<u>Division 7 – Thermal & Moisture Protection:</u>	<u>\$ 32,826.00</u>
<u>Division 8 – Doors and Windows:</u>	<u>\$ 57,533.00</u>
<u>Division 9 – Finishes:</u>	<u>\$ 63,453.00</u>
<u>Division 10 – Specialties:</u>	<u>\$ 1,860.00</u>

<u>Division 15A – Fire Sprinklers:</u>	<u>Not Incl.</u>
<u>Division 15B – HVAC & Plumbing:</u>	<u>\$ 66,753.00</u>
<u>Division 16 – Electrical:</u>	<u>\$ 81,753.00</u>
<u>Total Construction Cost:</u>	<u>\$ 647,472.00</u>
<u>Construction Management On Site Hard Cost:</u> (\$9,500 per month x 5 Months of Construction)	<u>\$ 47,500.00</u>
<u>Construction Management Fee:</u> (Based on a fee of 5.75% of Total Construction Cost)	<u>\$ 37,229.00</u>
<u>Total Estimated Budget:</u>	<u>\$ 732,201.00</u>

2-dual port
 4 @ carriage 6 other net jacks
 Plug in's on each wall



ELECTRICAL TAGGED NOTES:

- E.C. SHALL REMOVE 3/4" EMPTY CONCRETE WALL PIER TO INSTALL CONTROL PANEL FOR FIRE ALARM CONTROL SYSTEM.
- PROVIDE AND INSTALL 1/2" DIA. SPECIAL GYPSUM DRYWALL SWITCHES FOR ALL SWITCHES TO BE INSTALLED IN ROOMS. SWITCHES TO BE INSTALLED FOR 120V/240V WITH 15AMP COMPANION AND PULLS PER ELECTRICAL CODE. SWITCHES TO BE INSTALLED BY MECHANICAL CONTRACTOR. E.C. SHALL PROVIDE AND INSTALL A "WAX" TYPE GROUT BRIDGE TO SEPARATE THE PANEL CONNECTION TO WIRE TO BE IN FUTURE CONCRETE. REFER TO MECHANICAL PLANS, SHOP DRAWINGS AND SCHEDULES FOR UNIT LOCATION AND ALL ELECTRICAL REQUIREMENTS PRIOR TO BEGINNING AND PIRE COMPLETE.
- PROVIDE AND INSTALL PRACTICAL, UP DOWN, SWITCH AS SHOWN. THIS SWITCH IS TO SERVE AS LOCAL DISCONNECT. SWITCH IS TO BE PROVIDED WITH NORMAL OVERLOAD RELAYS FOR BALUN/POWER PROTECTOR. INSTALL SWITCH IN A NORMAL LOCATION FOR INTERIOR USE AND 48" MIN. FOR EXTERIOR USE. WAX SWITCH KEYS MUST BE OF THE SET AT AN ACCESSIBLE LOCATION.
- E.C. SHALL FIELD VERIFY EXACT LOCATION OF ALL 120V FIRE ALARM DEVICES SHOWN PRIOR TO DEVICE BEGINNING AND ADJUST LOCATION AS REQUIRED. PIRE COMPLETE.
- DOWN CONNECTOR TO OTHER BUILDING. E.C. SHALL COORDINATE ALL ELECTRICAL REQUIREMENTS WITH FINAL DOOR FINISHES PRIOR TO BEGINNING AND PIRE COMPLETE.

GENERAL NOTES:

- REFER TO ARCHITECT'S CASEWORK/FURNITURE DETAILS AND ROOM ELEVATIONS FOR EXACT LOCATION AND HEATING/VENTING OF DEVICES, ETC.
- PROVIDE FULL PILES IN ALL EMPTY CONCRETE LOTS FOR FUTURE USE.
- TELEPHONE, FIRE ALARM, SECURITY, AND SOUND CONCRETE TO BE 5/8" MINIMUM UNLESS OTHERWISE SPECIFIED.
- ALL PANELS/BOXES NOT LOCATED IN MECHANICAL ROOM SHALL BE PREPARED, FINISHED AND PAINTED TO MATCH THE SURROUNDING WALL FINISH. PAINT SHALL BE FOR ARCHITECT'S SELECTION AND SPECIFICATION.
- REFER TO THE ARCHITECT'S REFLECTED CEILING PLANS FOR EXACT LOCATIONS OF ALL CEILING MOUNTED LIGHT FIXTURES, ETC. REFER ALSO TO THE ARCHITECT'S CASEWORK DETAILS AND ROOM ELEVATIONS FOR EXACT COORDINATES AND HEATING/VENTING OF LIGHT FIXTURES, ETC.
- THE CONTRACTOR SHALL RETAIL ALL SOUND, TELEPHONE, FIRE ALARM, SECURITY, TELEVISION, COMPUTER CONCRETE A MINIMUM OF 2" FROM ANY LIGHT FIXTURE BALLAST AND THE PROXIMATE POWER TRANSFORMER.
- FOR ALL COMMUNICATION OUTLETS SHOW BENCH, VOICE AND/OR TV, PROVIDE A SINGLE GANG BOX WITH A 1/2" DIA. 3/4" DIA. CONCRETE FLOOR-UP ABOVE THE OUTLET TO AN ACCESSIBLE LOCATION. THE PLUMB SCHED GULLET LOCATIONS FOR OTHER UNDESIGNED SERVICES PROVIDE FULL-STEM ONLY IN CONCRETE.
- COORDINATE FINAL LOCATIONS OF PLUMBING AND HVAC EQUIPMENT WITH MECHANICAL DRAWINGS.

FIRST FLOOR PLAN - POWER/SYSTEMS
 SCALE: 1/8" = 1'-0"

SHEET NO. E201

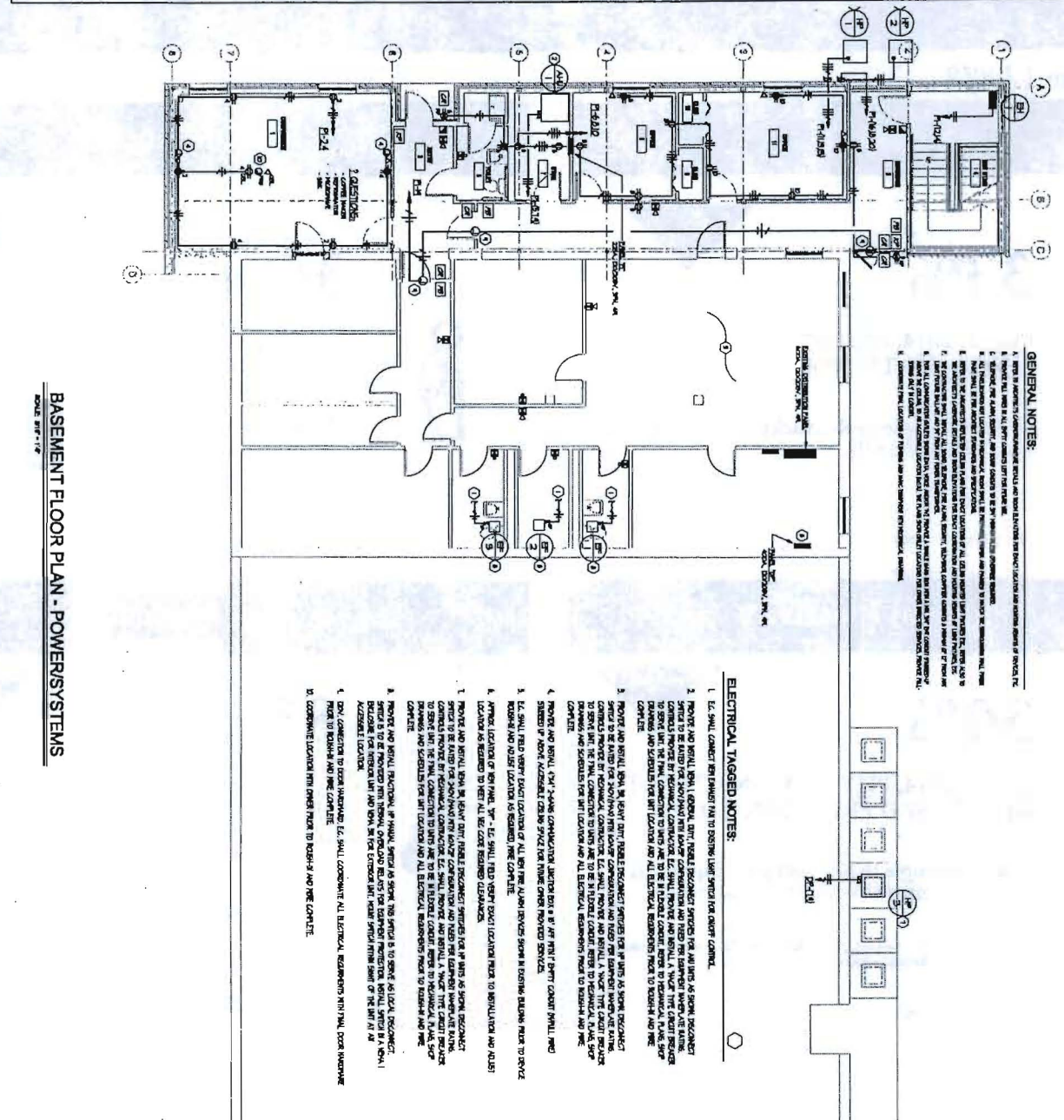
TECHNICAL HORIZONS
 CONSULTING ENGINEERING
 201 LITTLETON BLVD., SUITE 200
 FRANKFORT, KY 40601
 PHONE: (502) 763-3463

COBLIN, PORTER & ASSOCIATES
 ARCHITECTS, INC.
 111 WATSON COURT
 FRANKFORT, KENTUCKY
 PHONE (502) 875-3439

CPA

Professional Engineer
 License No. 10000
 State of Kentucky
 Exp. Date 12/31/2010
 All Rights Reserved

ADDITION TO McCREARY COUNTY
 HEALTH DEPARTMENT FOR
 McCREARY COUNTY PUBLIC HEALTH
 TAXING DISTRICT
 WHITLEY CITY, KENTUCKY



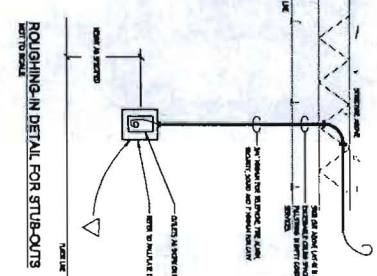

- GENERAL NOTES:**
1. REFER TO SUPPLEMENTARY SHEETS AND SPECIFICATIONS FOR ELECTRICAL AND MECHANICAL WORK.
 2. PROVIDE ALL WIRING IN ALL SPACES UNLESS OTHERWISE NOTED.
 3. ALL WIRING SHALL BE IN ACCORDANCE WITH THE NATIONAL ELECTRICAL CODE (NEC) AND ALL LOCAL ORDINANCES.
 4. ALL WIRING SHALL BE IN ACCORDANCE WITH THE NATIONAL FIRE ALARM CODE (NFAC) AND ALL LOCAL ORDINANCES.
 5. ALL WIRING SHALL BE IN ACCORDANCE WITH THE NATIONAL FIRE PROTECTION ASSOCIATION (NFPA) AND ALL LOCAL ORDINANCES.
 6. ALL WIRING SHALL BE IN ACCORDANCE WITH THE NATIONAL ELECTRICAL CONTRACTORS ASSOCIATION (NECA) AND ALL LOCAL ORDINANCES.
 7. ALL WIRING SHALL BE IN ACCORDANCE WITH THE NATIONAL ELECTRICAL ILLUSTRATION BOARD (NEIB) AND ALL LOCAL ORDINANCES.
 8. ALL WIRING SHALL BE IN ACCORDANCE WITH THE NATIONAL ELECTRICAL SAFETY BOARD (NLSB) AND ALL LOCAL ORDINANCES.
 9. ALL WIRING SHALL BE IN ACCORDANCE WITH THE NATIONAL ELECTRICAL TRAINING BOARD (NETB) AND ALL LOCAL ORDINANCES.
 10. ALL WIRING SHALL BE IN ACCORDANCE WITH THE NATIONAL ELECTRICAL WORKING BOARD (NEWB) AND ALL LOCAL ORDINANCES.

- ELECTRICAL TAGGED NOTES:**
1. E.C. SHALL CONDUIT RUN HANGERS TO SERVICE LIGHT SWITCHES FOR OFFICE CONTROL.
 2. PROVIDE AND INSTALL 1/2" RIGID CONDUIT FROM EACH RECESSED SWITCH TO THE MAIN ELECTRICAL CONTROL PANEL. PROVIDE AND INSTALL 1/2" RIGID CONDUIT FROM EACH RECESSED SWITCH TO THE MAIN ELECTRICAL CONTROL PANEL. PROVIDE AND INSTALL 1/2" RIGID CONDUIT FROM EACH RECESSED SWITCH TO THE MAIN ELECTRICAL CONTROL PANEL.
 3. PROVIDE AND INSTALL 1/2" RIGID CONDUIT FROM EACH RECESSED SWITCH TO THE MAIN ELECTRICAL CONTROL PANEL. PROVIDE AND INSTALL 1/2" RIGID CONDUIT FROM EACH RECESSED SWITCH TO THE MAIN ELECTRICAL CONTROL PANEL. PROVIDE AND INSTALL 1/2" RIGID CONDUIT FROM EACH RECESSED SWITCH TO THE MAIN ELECTRICAL CONTROL PANEL.
 4. PROVIDE AND INSTALL 1/2" RIGID CONDUIT FROM EACH RECESSED SWITCH TO THE MAIN ELECTRICAL CONTROL PANEL. PROVIDE AND INSTALL 1/2" RIGID CONDUIT FROM EACH RECESSED SWITCH TO THE MAIN ELECTRICAL CONTROL PANEL. PROVIDE AND INSTALL 1/2" RIGID CONDUIT FROM EACH RECESSED SWITCH TO THE MAIN ELECTRICAL CONTROL PANEL.
 5. PROVIDE AND INSTALL 1/2" RIGID CONDUIT FROM EACH RECESSED SWITCH TO THE MAIN ELECTRICAL CONTROL PANEL. PROVIDE AND INSTALL 1/2" RIGID CONDUIT FROM EACH RECESSED SWITCH TO THE MAIN ELECTRICAL CONTROL PANEL. PROVIDE AND INSTALL 1/2" RIGID CONDUIT FROM EACH RECESSED SWITCH TO THE MAIN ELECTRICAL CONTROL PANEL.
 6. PROVIDE AND INSTALL 1/2" RIGID CONDUIT FROM EACH RECESSED SWITCH TO THE MAIN ELECTRICAL CONTROL PANEL. PROVIDE AND INSTALL 1/2" RIGID CONDUIT FROM EACH RECESSED SWITCH TO THE MAIN ELECTRICAL CONTROL PANEL. PROVIDE AND INSTALL 1/2" RIGID CONDUIT FROM EACH RECESSED SWITCH TO THE MAIN ELECTRICAL CONTROL PANEL.
 7. PROVIDE AND INSTALL 1/2" RIGID CONDUIT FROM EACH RECESSED SWITCH TO THE MAIN ELECTRICAL CONTROL PANEL. PROVIDE AND INSTALL 1/2" RIGID CONDUIT FROM EACH RECESSED SWITCH TO THE MAIN ELECTRICAL CONTROL PANEL. PROVIDE AND INSTALL 1/2" RIGID CONDUIT FROM EACH RECESSED SWITCH TO THE MAIN ELECTRICAL CONTROL PANEL.
 8. PROVIDE AND INSTALL 1/2" RIGID CONDUIT FROM EACH RECESSED SWITCH TO THE MAIN ELECTRICAL CONTROL PANEL. PROVIDE AND INSTALL 1/2" RIGID CONDUIT FROM EACH RECESSED SWITCH TO THE MAIN ELECTRICAL CONTROL PANEL. PROVIDE AND INSTALL 1/2" RIGID CONDUIT FROM EACH RECESSED SWITCH TO THE MAIN ELECTRICAL CONTROL PANEL.
 9. PROVIDE AND INSTALL 1/2" RIGID CONDUIT FROM EACH RECESSED SWITCH TO THE MAIN ELECTRICAL CONTROL PANEL. PROVIDE AND INSTALL 1/2" RIGID CONDUIT FROM EACH RECESSED SWITCH TO THE MAIN ELECTRICAL CONTROL PANEL. PROVIDE AND INSTALL 1/2" RIGID CONDUIT FROM EACH RECESSED SWITCH TO THE MAIN ELECTRICAL CONTROL PANEL.
 10. PROVIDE AND INSTALL 1/2" RIGID CONDUIT FROM EACH RECESSED SWITCH TO THE MAIN ELECTRICAL CONTROL PANEL. PROVIDE AND INSTALL 1/2" RIGID CONDUIT FROM EACH RECESSED SWITCH TO THE MAIN ELECTRICAL CONTROL PANEL. PROVIDE AND INSTALL 1/2" RIGID CONDUIT FROM EACH RECESSED SWITCH TO THE MAIN ELECTRICAL CONTROL PANEL.

BASEMENT FLOOR PLAN - POWERSYSTEMS
SCALE: 1/8" = 1'-0"

SHEET NO. E200

DETAIL OF TYPICAL WALLPLATE



TECHNICAL HORIZONS
CONSULTING ENGINEERING
301 Dwyer Court, Suite 207
Lexington, KY 40502
Phone: (502) 263-5463

ADDITION TO McCREARY COUNTY
HEALTH DEPARTMENT FOR
McCREARY COUNTY PUBLIC HEALTH
TAXING DISTRICT
WHITLEY CITY, KENTUCKY

COBLIN, PORTER & ASSOCIATES
ARCHITECTS, INC.
111 WATSON COURT
FRANKFORT, KENTUCKY
PHONE (502) 875-3420

NO.	DESCRIPTION	DATE
1	ISSUED FOR PERMIT	10/15/00
2	ISSUED FOR CONSTRUCTION	11/15/00
3	ISSUED FOR AS-BUILT	12/15/00
4	ISSUED FOR RECORD	01/15/01
5	ISSUED FOR ARCHIVE	02/15/01
6	ISSUED FOR DESTRUCTION	03/15/01
7	ISSUED FOR REPAIR	04/15/01
8	ISSUED FOR REPLACEMENT	05/15/01
9	ISSUED FOR MODIFICATION	06/15/01
10	ISSUED FOR CANCELLATION	07/15/01

McCreary County

2017 Health Snapshot

Health Promotion
and Policy Division

Population: 17,878

Smoking

33%

SINCE 2014, SMOKING* DECREASED FROM 40% TO 33%

26.5% of people in Kentucky smoke compared with 19% nationally

* Percentage of adults

Obesity

34%

SINCE 2014, OBESITY* INCREASED FROM 32% TO 34%

33.2% of people in Kentucky are obese compared with 29.4% nationally

* Percentage of adults

Physical Inactivity

30%

SINCE 2014, PHYSICAL INACTIVITY* DECREASED FROM 35% TO 30%

27.4% of people in Kentucky are physically inactive compared with 23.5% nationally

Physical Inactivity - Percentage of adults aged 20 and over reporting no leisure-time physical activity.

* Percentage of adults

Teen Pregnancy

83

TEEN BIRTHS RATES* DECREASED FROM a rate of 84 TO 83

teen birth rate in Kentucky is 44

* Number of births per 1,000 female population ages 15-19

Health is a state of complete physical, mental, and social well-being and not merely the absence of disease or infirmity.

World Health Organization

Samantha Sexton, CHES, Health Educator I
McCreary County Health Department
119 Medical Lane
Whitley City, 42653
606-376-2412 Ext. 5242